



PUBLIC
2022-09-09

What's New in SAP Business One 10.0, version for SAP HANA

Content

- 1 What's New in SAP Business One 10.0 FP 2208, version for SAP HANA. 6**
- 1.1 Web Client. 6
- 1.2 Administration. 18
- 1.3 Financial Management. 20
- 1.4 Sales, Purchasing, and Service. 21
- 1.5 Banking. 23
- 1.6 Inventory and Distribution. 24
- 1.7 Lifecycle Management. 24
- 1.8 Identity and Authentication Management. 26
- 1.9 Cross Module Topics. 28
- 1.10 Platform and Extensibility. 29
- 2 What's New in SAP Business One 10.0 FP 2202, version for SAP HANA. 31**
- 2.1 Web Client. 31
- 2.2 Administration. 41
- 2.3 Sales, Purchasing, and Service. 42
- 2.4 Financial Management. 44
- 2.5 Lifecycle Management. 46
- 2.6 Platform and Extensibility. 47
- 2.7 Cross Module Topics. 48
- 3 What's New in SAP Business One 10.0 FP 2111, version for SAP HANA. 49**
- 3.1 Web Client. 50
- 3.2 Sales, Purchasing, and Service. 56
- 3.3 Financial Management. 56
- 3.4 Banking. 59
- 3.5 Human Resources. 59
- 3.6 Cross Module Topics. 60
- 3.7 Lifecycle Management. 60
- 3.8 Platform and Extensibility. 61
- 4 What's New in SAP Business One 10.0 FP 2108, version for SAP HANA. 62**
- 4.1 Web Client. 63
- 4.2 Administration. 67
- 4.3 Sales, Purchasing, and Service. 68
- 4.4 Financial Management. 69
- 4.5 Inventory and Distribution. 71
- 4.6 Banking. 71

4.7	Human Resources.	71
4.8	Lifecycle Management.	72
4.9	Platform and Extensibility.	72
5	What's New in SAP Business One 10.0 FP 2105, version for SAP HANA.	74
5.1	Web Client.	75
5.2	Administration.	81
5.3	Sales, Purchasing, and Service.	81
5.4	Financial Management.	83
5.5	Banking.	84
5.6	Business Partners.	85
5.7	Cross Module Topics.	85
5.8	Lifecycle Management.	86
5.9	Platform and Extensibility.	86
6	What's New in SAP Business One 10.0 FP 2102, version for SAP HANA.	88
6.1	Administration.	88
6.2	Sales, Purchasing, and Service.	89
6.3	Financial Management.	90
6.4	Banking.	92
6.5	Inventory and Distribution.	92
6.6	Business Partners.	93
6.7	Cross Module Topics.	93
6.8	Platform and Extensibility.	94
6.9	Lifecycle Management.	94
6.10	Business Intelligence.	95
7	What's New in SAP Business One 10.0 FP 2011, version for SAP HANA.	96
7.1	Web Client.	96
7.2	Administration.	97
7.3	Sales, Purchasing, and Service.	98
7.4	Financial Management.	99
7.5	Banking.	101
7.6	Inventory and Distribution.	101
7.7	Business Partners.	102
7.8	Cross Module Topics.	102
7.9	Platform and Extensibility.	103
7.10	Lifecycle Management.	105
8	What's New in SAP Business One 10.0 FP 2008, version for SAP HANA.	106
8.1	Web Client.	106
8.2	Administration.	106
8.3	Sales, Purchasing, and Service.	109

8.4	Financial Management.	111
8.5	Production.	114
8.6	Inventory and Distribution.	114
8.7	Business Partners.	115
8.8	Cross Module Topics.	116
8.9	Platform and Extensibility.	117
8.10	Lifecycle Management.	119
9	What's New in SAP Business One 10.0, version for SAP HANA.	120
9.1	Web Client.	121
9.2	Administration.	123
9.3	Sales, Purchasing, and Service.	126
9.4	Financial Management.	129
9.5	Project Management.	130
9.6	Inventory and Distribution.	131
9.7	Business Partners.	133
9.8	Cross Module Topics.	134
9.9	Platform and Extensibility.	135
9.10	Lifecycle Management.	137

Document History

The following table provides an overview of the most important document changes.

Version	Date	Description
1.10	2022-09-09	For version 10.0 feature package 2208 (FP2208)
1.9	2022-03-18	For version 10.0 feature package 2202 (FP2202)
1.8	2021-12-03	For version 10.0 feature package 2111 (FP2111)
1.7	2021-08-27	For version 10.0 feature package 2108 (FP2108)
1.6	2021-05-25	For version 10.0 feature package 2105 (FP2105)
1.5	2021-03-01	For version 10.0 feature package 2102 (FP2102)
1.4	2020-11-11	For version 10.0 feature package 2011 (FP2011)
1.3	2020-08-20	For version 10.0 feature package 2008 (FP2008)
1.2	2020-04-20	For version 10.0 patch level 02 (PL02)
1.1	2019-12-11	For version 10.0 patch level 01 (PL01)
1.0	2019-10-25	First version

1 What's New in SAP Business One 10.0 FP 2208, version for SAP HANA

This chapter briefly describes major functional enhancements and modifications implemented in SAP Business One 10.0 FP 2208, version for SAP HANA.

i Note


For the most up-to-date information, see:

- SAP Note [3220776](#). This is a collective, overview SAP Note for SAP Business One 10.0 FP 2208, version for SAP HANA.
- SAP Note [2826199](#). This is a collective, central SAP Note for SAP Business One 10.0, version for SAP HANA.

1.1 Web Client

General

Feature	Description
Microsoft Teams Integration	<p>You can now present list views and detailed views of the following apps in Web Client through the Teams tabs if your organization has set up the SAP Business One app in Microsoft Teams:</p> <ul style="list-style-type: none">• Goods Return Requests• Return Requests• Purchase Requests• Goods Receipts POs• Inventory Countings• A/P Reserve Invoices• Bills of Materials• Receipts from Production• Issues for Production• Service Contracts

Feature	Description
Transaction Number and Journal Entry Quick View	<p>On the <i>General</i> tab of the following documents, you can now view and select transaction numbers to open a quick view with journal entry details.</p> <ul style="list-style-type: none"> • Deliveries • A/R invoices • A/R credit memos • Goods receipt POs • A/P invoices • A/P credit memos • Goods issues • Goods receipts
Distribution Rules	<p>Distribution rules for cost centers are now supported in marketing documents, bills of materials, issues for production, and receipts from production.</p> <p>If the <i>Use Multidimensions</i> checkbox is selected in the SAP Business One client (<i>Cost Accounting</i> tab of the <i>General Settings</i> window), the selection in the <i>Display Distribution Rules</i> field (<i>In a Unified Column</i> or <i>In Separate Columns</i> radio button) is not applied in Web Client. Distribution rules for multiple dimensions are displayed in one column.</p>
<i>Create...</i> App is Hidden	<p>When the user has no authorization for all the series groups under <i>Numbering Series</i> in the SAP Business One client (<i>Administration</i> > <i>System Initialization</i> > <i>Authorizations</i> > <i>General Authorizations</i>), and no authorization for <i>Document Manual Numbering</i>, the <i>Create...</i> tile is hidden.</p>
Hardware Requirements	<p>Hardware requirements for Web Client are added to the <i>SAP Business One Hardware Requirements Guide</i>. For more information, see SAP Note 3284968 </p>

Home Page

Feature	Description
Horizon Visual Theme	<p>In the <i>Settings</i> dialog, under <i>Appearance</i>, the <i>Horizon</i> option is available on the <i>Theme</i> tab. The Horizon theme in Web Client adopts the color scheme and tile style of the Horizon visual theme for SAP Fiori.</p>

Sales and Purchasing

Feature	Description
Sales Apps	<p>New sales apps <i>Return Requests</i> and <i>Create Return Request</i> are available in the <i>Sales</i> group. With these apps, you can carry out various actions, such as:</p> <ul style="list-style-type: none">• Create new return requests• View or edit existing return requests• Copy return requests to returns or A/R credit memos• View the relationship map
Purchasing Apps	<p>New purchasing apps <i>Purchase Requests</i>, <i>Create Purchase Request</i>, <i>Goods Return Requests</i>, <i>Create Goods Return Request</i>, <i>A/P Reserve Invoices</i>, and <i>Create A/P Reserve Invoice</i> are available in the <i>Purchasing</i> group. With these apps, you can carry out various actions, such as:</p> <ul style="list-style-type: none">• Create new documents• View or edit existing documents• Copy documents to target documents (list view and detailed view)• View relationship maps
Copy To and Copy From Functions in Purchasing Apps	<p>The following enhancements are available for selected purchasing documents:</p> <ul style="list-style-type: none">• <i>Copy To</i>: You can now copy purchase quotations or purchase orders to A/P reserve invoices, and goods receipt POs to goods return requests (list view and detailed view).• <i>Copy From</i>: You can now copy purchase requests or A/P reserve invoices from purchase quotations or purchase orders, and goods returns from goods return requests (detailed view).
Packing Slips in Deliveries and A/R Invoices	<p>Packing slips are now available in deliveries and A/R invoices.</p> <p>If authorized, you can add and update packing slips in edit mode in deliveries and A/R invoices. In view mode, you can preview and print packing slips.</p>
Confirmation Time and Users of Sales Quotations and Purchase Quotations	<p>The following enhancements are available in sales quotations and purchase quotations:</p> <ul style="list-style-type: none">• Three new fields, <i>Confirmed</i>, <i>Confirmed By</i>, and <i>Confirmed On</i>, are available on the <i>Logistics</i> tab of the detailed view, showing whether a quotation document is confirmed or not, by whom, and when. Sales quotations and purchase quotations need to be confirmed before they are copied to, or copied by, any other documents.• You can use three new filters, <i>Confirmed</i>, <i>Confirmed By</i>, and <i>Confirmed On</i>, in the filter bar of the list view.

Feature	Description
Confirmation Time and Users of Sales Orders, Purchase Orders, Return Requests, and Goods Return Requests	<p>The following enhancements are available in sales orders, purchase orders, return requests, and goods return requests:</p> <ul style="list-style-type: none"> On the <i>Logistics</i> tab of the detailed view, the checkbox <i>Approved</i> is renamed <i>Confirmed</i>. Two new fields, <i>Confirmed By</i> and <i>Confirmed On</i>, are added, showing if a document is confirmed, by whom, and when. The document status that displays <i>Unapproved</i> when the checkbox is deselected is renamed <i>Not Confirmed</i>. In the filter bar of the list view, the filter <i>Approved</i> is renamed <i>Confirmed</i>. You can use two new filters: <i>Confirmed By</i> and <i>Confirmed On</i>.
Drafts and Document Approval Process	<p>You can now manage the following additional document types in <i>Documents in Approval Process</i>, <i>Approval Decisions</i>, and document drafts:</p> <ul style="list-style-type: none"> Purchase requests Goods return requests Goods receipts <p>A new app <i>Approval Decisions for Outgoing Payments</i> is available in the <i>Payments</i> group, enabling you to manage approval requests of outgoing payments and approve or reject one or more requests.</p>
Sales and Purchasing Documents in Relationship Map	<p>In the <i>Relationship Map</i>, you can now see the relationships between sales documents and purchasing documents that are created and based on sales documents through the <i>Procurement Confirmation Wizard</i> in SAP Business One client.</p>
Attachments and Drag-and-Drop Functionality	<p>You can now open attachments in Web Client. Select an uploaded attachment to display or download the attachment.</p> <p>You can now add new attachments by dragging and dropping files or emails onto the <i>Attachments</i> tab (in edit or create mode).</p>
<i>Share</i> Option for Multiple Emails	<p>You can now send out multiple emails when you select up to 20 records in the list view of marketing documents. The set up of Microsoft 365 integration is required.</p> <p>Use the new option <i>Multiple Emails with PDF Attachments</i> in the <i>Email Options</i> window (▶ <i>Share</i> ▶ <i>Choose Email Option</i> ▶) to send separate emails containing one PDF attachment of one record.</p> <p>After you send the emails, you can check the corresponding email log in the <i>E-mails Sent</i> window for the documents in the SAP Business One client.</p>

Business Partners

Feature	Description
Attachments Tab for Business Partners	<p>A new tab <i>Attachments</i> is available in the detailed views of business partners. You can add new attachments and view attachments after you define an attachment folder path on company level. You gain access rights to the attachment folder when you are granted the relevant authorization in the SAP Business One client.</p> <p>When a default attachment folder is assigned for each user in the SAP Business One client, the attachments are uploaded to this default folder.</p>

Payments

Feature	Description
<i>Share</i> Options in Payments for Emails	<p>You can now choose <i>Send by Email</i> under <i>Share</i> in the detailed view of a payment to send an email containing the URL of the current payment. The set up of Microsoft 365 integration is required.</p> <p>You can now choose the <i>Choose Email Option</i> under <i>Share</i> in the detailed view of a payment to send an email containing the URL or a PDF attachment of the current payment. The set up of Microsoft 365 integration is required. The option <i>Attachment: PDF</i> appears only when there is a Crystal Reports (CR) layout for payments.</p>

Item Management

Feature	Description
Manufacturers in Item Master Data	<p>When working with item master data records, the <i>Define New</i> option is available in the <i>Manufacturer</i> field. Choosing the <i>Define New</i> option opens the definition screen for the field, in which you can define new entries and maintain existing entries for the object. You can also access the <i>Manufacturers</i> definition screen in the <i>Configuration</i> app in the <i>Administration</i> group (<i>Inventory</i> category). The <i>Manufacturers</i> definition screen is subject to user authorization to <i>Manufacturers</i>.</p>

Feature	Description
Series Filter Field in Item Master Data List View	<p>You can now choose all existing series numbers of the items and manual series numbers in the list view, in the <i>Series</i> filter field. You can define series numbers in the SAP Business One client (▶ <i>Administration</i> ▶ <i>System Initialization</i> ▶ <i>Document Numbering</i> ▶).</p> <p>You can open the item's detailed view when you are granted the relevant series group authorizations in the SAP Business One client.</p>
Authorizations for New Tabs in Item Master Data	<p>You can now control authorizations for the new tabs <i>Logistics</i>, <i>Pricing</i>, and <i>Tax</i>. The new authorization items are added to the <i>General Authorizations</i> window under ▶ <i>Inventory</i> ▶ <i>Item Master Data</i> ▶ in the SAP Business One client.</p>
Alternative Items in Warehouses through Marketing Documents	<p>When you are working with marketing documents, and you want to choose an alternative item from a certain warehouse, you can now select the warehouse in the marketing document header to see the quantities from the warehouse.</p>

Inventory Transactions

Feature	Description
Inventory Transactions Apps	<p>Four new apps are now available in the <i>Inventory Transactions</i> group:</p> <ul style="list-style-type: none">• Goods Receipts• Create Goods Receipt• Inventory Counting Transactions• Create Inventory Counting <p>With these apps, you can perform various actions:</p> <ul style="list-style-type: none">• Search and filter goods receipts and inventory counting• View and manage different views of goods receipt and inventory counting lists• View, edit, and create goods receipts and inventory counting documents• Close one or more inventory counting transactions <p>i Note</p> <ul style="list-style-type: none">• Currently, creating goods receipts with serial/batch items or bin location warehouses is not supported.• Adding and editing goods receipts is not supported in the India and China localizations. <p>i Note</p> <p>Currently, counting by multiple UoMs, serial numbers, and batches is not supported in Web Client. Counting documents that adopt those counting methods are read only in Web Client.</p>
Copy To Function in Goods Issues	<p>The <i>Copy To</i> dropdown list is now available in the list view and detailed view of the <i>Goods Issues</i> app. You can now directly copy goods issues documents to goods receipts.</p>

Production

Feature	Description
Production Apps	<p>A new group <i>Production</i> is now available with 7 new apps:</p> <ul style="list-style-type: none">• <i>Bills of Materials</i>• <i>Create Bill of Materials</i>• <i>Production Orders</i>• <i>Issues for Production</i>• <i>Create Issue for Production</i>• <i>Receipts from Production</i>• <i>Create Receipt from Production</i> <p>With these apps, you can carry out various tasks, such as:</p> <ul style="list-style-type: none">• Search and filter bills of materials, production orders, issues for production, and receipts from production• View and manage different views of bills of materials, issues for production, and receipts from production• View read-only production orders from the production orders list view• Create and edit bills of materials, issues for production, and receipts from production• View bills of materials in relationship maps

Accounting

Feature	Description
Columns in List View	<p>In the list view of journal entries, the following new localization-specific columns are available:</p> <ul style="list-style-type: none">• Localizations for Czech Republic, Hungary, Poland, and Slovakia: VAT date, VAT date (lines)• Localization for Turkey: <i>Folio Number</i>, <i>Folio Prefix</i>• Localization for India: <i>Location</i>, <i>Location (Lines)</i>, <i>Generate Excise Reg. No.</i>, <i>Material Type</i>, <i>Material Type (Lines)</i>, <i>RG23A Part II</i>, <i>RG23C Part II</i>, <i>Tax Code</i>, <i>GST/CENVAT Component (Lines)</i>• Location for Greece: <i>E-Books Relevant</i>, <i>eDoc Generation Type</i>, <i>Income Classification Category</i>, <i>Income Classification Type</i>, <i>MARK</i>, <i>MARK of Negative Value Invoice</i>, <i>MYF Type</i>, <i>Type of Negative Value Invoice</i>, <i>VAT Exemption Cause</i>, <i>VAT Expense Classification Category</i>, <i>VAT Expense Classification Type</i> <p>In the list view of journal entries, the following new columns are available: <i>Corresponding Account</i>, <i>Corresponding Account Name</i>, <i>Primary Form Item</i>, <i>Payment Order Run</i>, <i>Payment Block</i>, <i>Payment Block Reason</i>, <i>External Reconciliation No.</i>, <i>Source of Posting</i>, and <i>Source Line Internal ID</i>.</p> <div><p>i Note</p><p><i>Source of Posting</i> and <i>Source Line Internal ID</i> appear only when the value is set to <i>Split</i> in the <i>Split Journal Entry Posting by Document Lines</i> dropdown list on the <i>General</i> tab of the <i>Document Settings</i> window in the SAP Business One client.</p></div>

Feature	Description
Fields and Columns in Detailed View	<p>In the detailed view of journal entries, the following new localization-specific fields are available on the <i>General</i> tab:</p> <ul style="list-style-type: none"> • Localization for India: <i>Location, Generate Excise Reg. No.</i>, material type, excise reg. No. • Localization for Israel: <i>Tax Refund, Reporting Month, WTax Type</i> • Localization for Greece: <i>MARK, MARK of Negative Value Invoice, Type of Negative Value Invoice, eDoc Generation Type, E-Books Relevant</i> • Localization for Italy: <i>CIG, CUP, Transaction Values</i> • Localization for Portugal: <i>Stamp Tax</i> • Localization for Turkey: <i>Folio Prefix, Folio Number</i> • Localization for Argentina: <i>POI Code, Letter, Folio No. From, Folio No. To</i> • Localization for Spain: <i>Invoice Type</i> • Localization for Hungary: <i>VAT Date</i> • Localization for Chile: <i>Folio No. Prefix, Folio No.</i> • Localization for Brazil: <i>ECD Posting Type</i> • Localization for China: <i>Supplementary Code</i> • Localizations for China, Japan, and South Korea: <i>Created By, Approved By</i> <p>In the detailed view of journal entries, the following new localization-specific columns are available on the <i>Contents</i> tab:</p> <ul style="list-style-type: none"> • Localization for India: <i>Location, Material Type, GST/CENVAT Component</i> • Localization for Greece: <i>Income Classification Category, Income Classification Type, VAT Expense Classification Category, VAT Expense Classification Type, VAT Exemption Cause, MYF Type</i> • Localization for Mexico: <i>RFC, UUID, Type of Operation</i> <p>In the detailed view of manual journal entries, the following new columns are available on the <i>Contents</i> tab:</p> <ul style="list-style-type: none"> • Business partner lines: <i>Payment Block, Block Reason, Payment Order Run</i> • Cash account lines: <i>Primary Form Item</i> • Create mode of journal entries: expected account balance (LC, SC, FC) • New columns when you are choosing G/L accounts: <i>Account Currency, Balance in Account Currency, Cash Flow Relevant</i>

Feature	Description
Share Options in Journal Entries for Emails	<p>You can now choose Send by Email under Share in the detailed view of a journal entry to send an email containing the URL of the current journal entry. The set up of Microsoft 365 integration is required.</p> <p>You can now choose Choose Email Option under Share in the detailed view of a journal entry to send an email containing the URL or a PDF attachment of the current journal entry. The set up of Microsoft 365 integration is required. The option Attachment: PDF appears only when there is a Crystal Reports (CR) layout for journal entries.</p> <p>In the list view of journal entries, new options Email with PDF Attachment and Multiple Emails with PDF Attachments are available in the Email Options window (Share > Choose Email Option). The set up of Microsoft 365 integration is required. In the table view, when there is a Crystal Reports (CR) layout for journal entries, select single or multiple records to perform the following actions:</p> <ul style="list-style-type: none"> • Email with PDF Attachment: Send an email with a PDF attachment of your selected records. • Multiple Emails with PDF Attachments: Send out multiple emails, each of which contains one PDF attachment for each of your selected records. You can perform this for up to 20 records.
Automatic Tax in Journal Entries	<p>When you are creating manual journal entries, you can now edit the Automatic Tax dropdown list on the General tab. If Yes is selected, once you select a G/L account and the tax information is specified in a journal entry row, a row for the tax transaction is automatically created. The value is not editable once the journal entry is added.</p> <p>The default value is Yes if option Use Automatic Tax in Administration > System Initialization > Document Settings > Per Document > Journal Entry in the SAP Business One client is selected; and the default value is No if the option is deselected.</p>
Withholding Tax in UK and France Localizations	<p>When you are creating manual journal entries, you can now select Yes in the new dropdown list Manage Withholding Tax on the General tab, and manage withholding tax using the withholding tax table. This dropdown list appears only when you select Yes in the Automatic Tax dropdown list, and the default value is No.</p>
Series for Creating Manual Journal Entries	<p>When you are creating manual journal entries, the No. dropdown list now displays the numbering series that matches the posting date of the journal entry according to the period indicator setting in the SAP Business One client.</p>

Service

Feature	Description
Service Apps	<p>You can now find the following 2 new apps in the Service group:</p> <ul style="list-style-type: none">• Service Contracts• Create Service Contract <p>With the apps, you can carry out the following tasks:</p> <ul style="list-style-type: none">• View, filter, and manage service contracts between business partners and your company.• Approve single or multiple service contracts.• View and open related service calls.• Create service contracts manually or from predefined contract templates.

Human Resources

Feature	Description
Employee Names	<p>In employee master data, you can configure the display of employee names in a more flexible way in the SAP Business One client as of version 10.0 FP 2108. Now, in Web Client, employee names are displayed in the same way as you have configured the SAP Business One client.</p>

Analytics

Feature	Description
Queries as Tiles	<p>When you create or edit active user-defined queries, you can now choose to display queries as shortcut tiles in the Analytics group on the Home page.</p>
Linked List Views	<p>You can now use Linked List Views functionality when working with records in edit mode and create mode (in addition to view mode). When opening a link to a list view from a master data record or a document record in edit mode or create mode, the linked list view is displayed on a new browser tab.</p>

Extensibility

Feature	Description
Analytics Views URLs with APIs	You are now able to use APIs to generate URLs for Analytics views. For example, in the mashup solution, you can access the Web Client dashboard by the generated URL.
Objects Views URLs with APIs	You are now able to use APIs to generate URLs for the list view and detailed view of an object. The following objects are newly supported: <ul style="list-style-type: none">• Return Requests• Goods Return Requests• Purchase Requests• Inventory Countings• Service Contracts• Goods Receipts• Production Orders• Issues for Production• Receipts from Production• Purchase Reserve Invoices• Bills of Materials
Linked User-Defined Fields	You can now open the value of the link-type user-defined field (UDF) as a hyperlink.

1.2 Administration

Feature	Description
Access from Users Setup to Authorization and License Management	As a superuser, you now have direct access from the <i>Users - Setup</i> window to the <i>Authorizations</i> and <i>License Administration</i> windows.
Indirect Access and DI Server Licenses	The Indirect Access license can now work jointly with a DI Server license. As a system administrator, you can now import a license file with an Indirect Access license and a DI Server license so that your users can work with these licenses jointly.

Feature	Description
Integration with SAP Product Footprint Management for Clean Operations	<p>The SAP Product Footprint Management solution for clean operations is now integrated with SAP Business One. This cloud-native solution helps small and midsize companies to analyze the carbon footprint of each of their products with minimal effort.</p> <p>The basis for the calculation of emission data is the master data and transactional data replication from SAP Business One. You can initiate data replication in the <i>Integration with SAP Product Footprint Management for Clean Operations</i> window in SAP Business One. The connection between SAP Product Footprint Management for clean operations and SAP Business One is set up in the integration framework for SAP Business One. After these initial steps, you can access the features of SAP Product Footprint Management for clean operations, including managing purchased product footprints, energy flow modeling, and emission calculation and analysis.</p> <p>For more information, see 3234372.</p>
Display of Messages and Alerts	<p>You can now determine the number of messages and alerts that are displayed by default in the <i>Messages/Alerts Overview</i> window.</p> <p>You can see unloaded messages and alerts by scrolling your mouse wheel in the window.</p>
Cleanup of Messages and Alerts	<p>Once authorized, you can now clean up messages and alerts created for you both before and on specific dates, or for all users of the same company in the <i>Messages/Alerts Overview</i> window.</p>
Tax Group Enhancements in the EU	<p>In the <i>Tax Groups - Setup</i> window (Main Menu > Administration > Financials > Tax > Tax Groups), you can now set up non-deductible percentages (abbreviated to <i>Non Deduct. %</i>) and non-deductible accounts (abbreviated to <i>Non Deduct. Acct</i>) when the checkbox <i>Acquisition/Reverse</i> is selected for tax groups in the category <i>Input Tax</i>.</p>
Personal Data Management	<p>You can now manage <i>Address Name</i> and <i>Contact Person</i> in <i>Business Partner Master Data</i>, and <i>Contact Person Name</i> in <i>Contact Persons</i> in <i>Personal Data Management</i> (Main Menu > Administration > Utilities > Data Protection Tools > Personal Data Management).</p> <p><i>Contact Person Name</i>, <i>Address Name</i>, and <i>Contact Person</i> data can be treated as personal data to be processed in <i>Personal Data Management Wizard</i> tools like <i>Personal Data Cleanup</i>.</p>

1.3 Financial Management

Feature	Description
IFRS Postings for Fixed Assets	<p>Journal entries of retirements for the following assets are now posted according to International Financial Reporting Standards (IFRS): you have posted revaluations for the assets with the <i>IFRS Posting</i> checkbox selected for depreciation areas whose <i>Posting of Depreciation</i> is <i>Indirect Posting</i>.</p> <p>With the new checkbox <i>IFRS Posting for Revaluation</i> on the Asset Master Data Fixed Assets Overview subtab, when you are revaluating assets, the IFRS status of the fixed asset and its revaluation must be the same. That is, if you select the <i>IFRS Posting</i> checkbox in a revaluation, you can only add assets for which the new checkbox is selected; and vice versa.</p>
Crystal Reports Layouts in France Localization	<p>For the following four reports, you can now find information regarding the status of the posting periods in their Crystal Reports layouts. For more information, see SAP Note 3235565.</p> <ul style="list-style-type: none">• Balance Sheet• Profit and Loss Statement• General Ledger• Document Journal
Withholding Tax in Credit Memos in Argentina Localization	<p>Four additional options are available in manual credit memos and through Withholding Tax - Setup (Main Menu Administration Setup Financials Tax Withholding Tax).</p>
Quarterly Tax Summary Reports (LIPE) for Italy Localization	<p>A new value "2 - Federazioni sportive nazionali" is available for <i>Exceptional Event</i> in the Quarterly Tax Summary Report (LIPE) for the Italy localization.</p> <p><i>Exceptional Event</i> is available in Tax Summary Reports, from the main menu Financials Financial Reports Accounting Tax Tax Summary Report.</p>
Tax Exemption Letters in Italy Localization	<p>Tax exemption letter information, and its use in the following marketing documents, is now based on tax group and tax code comparison rules:</p> <ul style="list-style-type: none">• A/R Invoices• A/R Credit Memo• A/R Down Payment Invoices• A/R Reserve Invoices• A/R Invoices with Payment <p>Reverse charges now take priority over tax exemption letters according to tax group and tax code comparison rules. Tax exemption letters and subsequent calculations do not apply to customer A/R invoices when reverse charges are applied. Tax exemption letter information is applied to documents based on VAT code, not on VAT code value.</p>

Feature	Description
Withholding Tax in Chile Localization	<p>You can now apply multiple withholding taxes with the same category to A/P invoices when the total taxable amount exceeds the base amount in the Chile localization.</p> <p>Two withholding taxes with the same category can be added to the <i>Withholding Tax</i> table for A/P invoices.</p>
Audit File (FEC) in France Localization	<p>The enhanced FEC audit file now provides account names and business partner names when journal entries were created instead of the names in the database at the time of audit file creation. For more information, see SAP Note 3237837.</p>
Qualified Invoice Method in Japan Localization	<p>New options are available in the <i>A/R</i> or <i>A/P Monthly Invoice - Selection Criteria</i> window:</p> <ul style="list-style-type: none"> You can filter documents or existing monthly invoices by customer/vendor groups. On the <i>Filter</i> tab, you can filter by user-defined fields (UDFs) defined for business partners and marketing documents. On the <i>Setup</i> tab, you can choose to create an <i>Item</i> type tax adjustment document by selecting the <i>Tax Calculation Correction Item Code</i> radio button and specifying an item code. <p>In the <i>Monthly Invoice Report</i> window, the <i>Branch</i> field, as well as user-defined fields (UDFs) defined for business partners and marketing documents, can be made visible.</p>

1.4 Sales, Purchasing, and Service

Feature	Description
Tax Code Determination	<p>The rules that are set in the <i>Tax Code Determination - Setup</i> window are now applicable to purchase requests, regardless of whether the purchase requests are created alone, from other source documents, or through the <i>Procurement Confirmation Wizard</i>.</p> <p>The rules that are set in the <i>Tax Code Determination - Setup</i> window are applicable to purchase quotations and purchase orders created directly from purchase request reports.</p>

Feature	Description
Display Confirmation Time and User	<p>The following enhancements are available in sales quotations and purchase quotations:</p> <ul style="list-style-type: none"> • A new checkbox <i>Confirmed</i> is available on the <i>Logistics</i> tab. If the checkbox is selected, when you hover over the <i>Confirmed</i> field in view mode, you see a tooltip displaying who confirmed the quotation and when. When you select the checkbox, sales quotations and purchase quotations need to be confirmed before they are copied to or copied by any other documents. • A new checkbox <i><Document Type> Confirmed</i> is available on the <i>Per Document</i> tab of the <i>Document Settings</i> window. If you select this checkbox, the <i>Confirmed</i> checkbox for the corresponding document type is selected by default. • Three new columns, <i>Confirmed</i>, <i>Confirmed By</i>, and <i>Confirmed On</i>, are available in the <i>Open Item List</i> report, showing whether a document is confirmed or not, by whom, and when.
	<p>The following enhancements are available in sales orders, purchase orders, return requests, and goods return requests:</p> <ul style="list-style-type: none"> • In the following objects, the checkbox <i>Approved</i> is renamed <i>Confirmed</i>: <ul style="list-style-type: none"> • The <i>Logistics</i> tab of a document. • The <i>Document Drafts</i> report. The <i>Open Item List</i> report. In addition, two new columns, <i>Confirmed By</i> and <i>Confirmed On</i>, are added to the report, showing whether a document is confirmed, by whom, and when. • If the <i>Confirmed</i> checkbox is selected, when you hover over the <i>Confirmed</i> field in view mode, you see a tooltip displaying who confirmed the quotation and when. • The document status that displays <i>Unapproved</i> when the checkbox is deselected is renamed <i>Not Confirmed</i>. • In the <i>Per Document</i> tab of the <i>Document Settings</i> window, the checkbox <i><Document Type> Approved</i> is renamed <i><Document Type> Confirmed</i>.
Move Items Up and Down	<p>You can move item rows up and down in Create mode for all marketing documents.</p> <p>You can move item rows up and down in Edit mode for marketing documents which do not create posting, for example, sales orders, purchase orders, and return requests.</p>
GST Electronic Billing (E-Billing) in India Localization	<p>For A/R invoices and A/R credit memos for which you have generated e-billing json files, you can now update them with response files that are returned from the authorities in the <i>Electronic Document Monitor</i> window. For more information, see SAP Note 3193343.</p>

Feature	Description
Deferred Tax for Down Payments in France Localization	When creating down payments, the <i>Deferred Tax</i> checkbox on the <i>Accounting</i> tab is selected if the new <i>Deferred Tax</i> checkbox is selected on the <i>Per Document</i> tab of <i>Document Settings</i> for <i>A/R Down Payment</i> and <i>A/P Down Payment</i> , regardless of the deferred tax settings for business partners.
Block Editing of Item/Service Descriptions in Copied Rows in Document Settings	For A/R invoices and A/R credit memos, selecting the new checkbox <i>Block Editing of Item/Service Descriptions in Copied Rows</i> on the <i>Per Document</i> tab of <i>Document Settings</i> makes the descriptions of items or services uneditable for lines that are copied from deliveries, A/R invoices, or returns. The checkbox is not selected by default.
Tax Service for US Localization	<p>You can now access exact, up-to-date sales tax and use tax information from Avalara through Tax Service in the United States localization.</p> <p>New options are available in <i>Document Settings</i>, on the <i>Tax Service</i> tab, to manage Tax Service and choose a provider. Settings for Tax Service that were previously available in <i>Company Details</i> are now available in <i>Document Settings</i>.</p> <p>Electronic Document Service (EDS) is required for integration and connection to the Tax Service provider Avalara.</p> <p><i>SAP Localization Hub, Tax Service</i> (TaaS) continues to be available and operational until November 30, 2022 (date subject to change). These Tax Service changes are available from FP2202 HF01.</p>
Tax Code Checks in Marketing Documents	<p>In marketing documents, SAP Business One now checks tax codes of rows and their freights. A warning message is displayed if the tax codes of a document row and its freights are different. For more information, see SAP Note 3237883.</p> <div style="background-color: #f0f0f0; padding: 5px; border: 1px solid #ccc;"> <p>i Note</p> <p>This check is not available in the India localization.</p> </div>

1.5 Banking

Feature	Description
Bank Statement Processing (BSP) Enhancements for Japan Localization	<p>The <i>Import from File</i> option is now available in the <i>Bank Statement Summary</i> window for the house bank accounts that meet the following requirements:</p> <ul style="list-style-type: none"> In the <i>House Bank Accounts - Setup</i> window, you have selected the new <i>Imported Bank Statement</i> checkbox of the house bank account. In the <i>House Bank Accounts - Setup</i> window, you have assigned a bank statement format (BFP) to the house bank account in the new <i>Import File Name</i> column.

Feature	Description
Bank Statement Processing (BSP) Files for Germany Localization	<p>Format version "camt.053.001.08" is now available for electronic account information under "camt.053" that is based on ISO 20022 version 2019.</p> <p>A new bank statement format (BFP) file for bank processing is available and attached to SAP Note 3194421.</p>

1.6 Inventory and Distribution

Feature	Description
Cargo Tracking and Tracing with Intra-stat	<p>New options are available for cargo tracking and tracing. Items can be identified for country of origin tracking and tracing through Intrastat reporting for the European Union.</p> <p><i>Country of Origin - Assignment</i> can be used to determine the correct amounts of items in transactions.</p> <p>You can now use the <i>Intrastat Wizard</i> to manage country of origin details before reporting tracked and traced items through Intrastat reports.</p> <p>For more information, see SAP Note 3223246.</p>

1.7 Lifecycle Management

Feature	Description
Logical Machine Registration in the System Landscape Directory (SLD)	If you intend to register logical machines in the SLD control center, you need to install the SLD Agent locally on the logical machines. For security reasons, you cannot remotely manage the logical machine registration.
Job Service for Web Client Functionality	Job Service is necessary for full functionality of the Web Client. If you intend to use the reporting service and the Microsoft 365 integration features in Web Client, install the Job Service in the landscape.

Feature	Description
Installation of SAP Business One Authentication Service	<p>When you install or upgrade the System Landscape Directory (SLD), a new component SAP Business One Authentication Service is installed in the background automatically. The installation of the authentication service is mandatory if you install the SLD.</p> <p>During the installation, upgrade or reconfiguration, you can specify the following values for the authentication service:</p> <ul style="list-style-type: none"> • Port numbers • A new schema or connection to the existing schema
Session Behaviors for Support Users	<div data-bbox="651 701 1394 857" style="background-color: #f0f0f0; padding: 10px; border: 1px solid #ccc;"> <p>i Note</p> <p>When specifying a new schema, you can either use the default schema name <i>BIAS</i> or define a new one.</p> </div> <p>After logging into a company as a support user, you may find the following session behaviors:</p> <ul style="list-style-type: none"> • System messages pop up to notify about expired sessions, remaining session time or usage records. • The screen displays the username (<i>Support User</i>) and the remaining session time in the top right-hand corner. • A support user is allowed to log into a SAP Business One client through two sessions at the same time. You can use the support user to open another session without locking the first one.
E-mail Logging	<p>When you send an e-mail from SAP Business One, the following problems can be detected:</p> <ul style="list-style-type: none"> • You are not authorized to send an e-mail from the address. • The recipient address is not found. • The attachment cannot be accessed because you need to manually mount your attachment path first. • The attachment cannot be accessed because the file or directory cannot be found. • There is an error in the SMTP server configuration settings and you need to contact your administrator.
Password Administration	<p>Passwords for SAP Business One company users can contain up to 128 characters.</p>
Solution Packager	<p><i>Solution Packager</i> is enhanced to better package data in route stage, resource, and text type lines in bills of materials.</p>
High Availability	<p>You can configure high availability for SAP Business One components, version for SAP HANA, specifically for System Landscape Directory with built-in SAP Business One Authentication Service, and for License Manager. For more information, see SAP Business One Components High Availability Guide, version for SAP HANA.</p>

1.8 Identity and Authentication Management

Feature	Description
Identity and Authentication Management	<p>The SAP Business One application supports Identity and Authentication Management (IAM). An identity provider (IDP) is a trusted provider that lets you use single sign-on (SSO) to access other websites. SSO enhances usability by reducing password fatigue. It also provides better security by decreasing the potential attack surface.</p> <p>You can configure identity providers and user bindings from the SAP Business One System Landscape Directory (SLD) control center by using the following approaches:</p> <ul style="list-style-type: none">• SAP Business One unified user authentication: After activating the built-in identity provider SAP Business One Authentication Server and binding company users, you can use the landscape-level unified users to log into SAP Business One.• Microsoft Windows domain account authentication• OpenID Connect (OIDC): You can add an external identity provider by choosing the protocol OpenID Connect (OIDC). OIDC allows clients to confirm an end user's identity by using authentication from an authorization server. With OIDC, you can use a single and existing account (from identity providers such as Microsoft) to sign into SAP Business One and further strengthen security by leveraging IDP's features, such as two-factor authentication (2FA), without ever needing to create another username and password. You can now add Active Directory Federation Service (AD FS) or Azure Active Directory (Azure AD) as an external identity provider. In addition, more external identity providers are planned for support in future releases. <p>When binding users in the SLD control center, you can perform central user management actions, such as resetting user passwords for SAP Business One authentication server users, activating or deactivating external IDP user accounts, which affect all bound users across companies in SAP Business One.</p> <p>The following SAP Business One components now support the identity provider authentication service:</p> <ul style="list-style-type: none">• System Landscape Directory• License Service• Extension Manager• Job Service• Mobile Service

Feature

Description

i Note

If your SAP Business One Sales or SAP Business One Service mobile app is used with SAP Business One 10.0 FP2208, you cannot use touch ID to log in on Android devices.

- Analytics Platform
- Web Client
- API Gateway Service
- Outlook Integration Server
- SAP Business One Client
- Excel Report and Interactive Analysis
- Data Transfer Workbench (DTW)
- Microsoft 365 Integration
- Service Layer
- DI API

When you enable the identity provider authentication for your add-ons, you have a new login mechanism through the OpenID Connect protocol. For more information about what you need to adjust for add-ons, see Identity and Authentication Management in SAP Business One on [SAP Help Portal](#).

After enabling the identity provider authentication service, you may notice the following main behavior changes in SAP Business One products:

- Logging into SAP Business One as landscape administrators or SAP Business One users

i Note

You can log into SAP Business One only with bound IDP user accounts after activating an identity provider.



- Changing passwords
- Complying with password policies
- Reconfiguring the system
- Upgrading to 10.0 FP 2208
- Managing technical users
- Configuring internal and external address
- Checking personal data and change logs
- Lock screen and screen locking time
- Permission override

Feature	Description
	<p>i Note</p> <p>The licenses assigned to SAP Business One company users remain unchanged after enabling the identity and authentication management.</p> <p>For more information about the behavior changes, see the guide <i>Identity and Authentication Management in SAP Business One</i> on SAP Help Portal.</p>

1.9 Cross Module Topics

Feature	Description
Crystal Reports Layouts in France Localization	<p>The following Crystal Reports (CR) layouts are now available:</p> <ul style="list-style-type: none"> • <i>A/R Sales Quotation (Service) - QUT1</i> • <i>A/R Sales Order (Service) - RDR1</i> • <i>A/R Sales Order (Item) - RDR2</i> • <i>A/R Credit Note (Service) - RIN1</i> • <i>A/R Down Payment (Service) - DPI1</i> • <i>A/R Delivery Note (Service) - DLN1</i> • <i>A/R Invoice (Service) - INV1</i> • <i>A/P Purchase Quotation (Service) - PQT1</i> • <i>A/P Purchase Quotation (Item) - PQT2</i> • <i>A/P Purchase Order (Service) - POR1</i> • <i>Packing List - INV2</i> • <i>Packing List - PKG1</i> • <i>Return Request (Item) - RRR2</i> • <i>Return (Service) - RDN1</i> • <i>Return (Item) - RDN2</i> • <i>Purchase Returns Request (Item) - PRR2</i> • <i>Outgoing Payment - VPM1</i> • <i>Dunning Letter - DUN0</i>
Crystal Reports for Plastic Packaging Tax in UK Localization	<p>A new file for Crystal Reporting of plastic packaging tax is available and attached to SAP Note 3128347.</p>

1.10 Platform and Extensibility

Feature	Description
Authorizations for User-Defined Objects (UDOs) and User-Defined Tables (UDTs)	<p>You can now control authorizations for user-defined objects (UDOs) or user-defined tables (UDTs) in the <i>General Authorizations</i> window.</p> <ul style="list-style-type: none"> For UDOs: In the <i>Defining Basic Settings</i> step of the <i>User-Defined Object Registration</i> wizard, a new checkbox <i>Apply Authorization</i> is available. In DI API and Service Layer, the <code>ApplyAuthorization</code> property is added to the <code>UserObjectsMD</code> object. For UDTs: In the <i>User-Defined Tables - Setup</i> window, a new column <i>Apply Authorization</i> is added. In DI API and Service Layer, the <code>ApplyAuthorization</code> property is added to the <code>UserTablesMD</code> object. <p>In the <i>General Authorizations</i> window, a new authorization item is added: <i>User-Defined Tables - Setup</i>.</p>
Checkbox Type for User-Defined Fields	<p>You can now define a user-defined field (UDF) that is presented in the UI as a checkbox. The checkbox can be shown in the header and in the row of an object in the SAP Business One client and the Web Client. This function is also supported by DI API and Service Layer.</p>
UI API Properties	<p>In the UI API, a new R/W Boolean property <code>IsAutoFill</code> is added to the <code>ChooseFromList</code> object. When you bind the choose-from list to a GUI item by assigning the <code>ChooseFromListUID</code> property, you can set <code>IsAutoFill</code> to <code>true</code> to automatically fill in the selected value of the user-added choose-from list.</p> <div style="background-color: #f0f0f0; padding: 10px; border: 1px solid #ccc;"> <p>i Note</p> <p>Only the following 4 GUI item types are supported: <code>Button</code>, <code>Column</code>, <code>ColumnEditText</code>, and <code>EditText</code>.</p> </div>
Field Length	<p>For <i>Item Master Data</i>, the length for the <i>Foreign Name</i> field (<code>0ITM.FrgnName</code> in the DB table) is increased from 100 to 200 characters.</p>
Allow Table OCPR (Contact Persons) in Service Layer SQL Queries	<p>The OCPR (Contact Persons) table is now on the allow list of the Service Layer SQL Queries.</p>
External Calculation of VAT for Brazil	<p>You can now amend the external tax amount fields on purchasing documents through DI API or Service Layer in the Brazil localization. The functionality was enabled for sales documents in SAP Business One in 10.0 FP 2011. For more information, see SAP Note 3227700 .</p>
Tax Fields for Brazil	<p>The tax fields for Brazil are exposed through DI API or Service Layer. For more information, see SAP Note 3227386 .</p>

Feature	Description
TaxCodeDeterminationTCD Properties for Brazil	Properties related to the <code>TaxCodeDeterminationTCD</code> object for Brazil are exposed in DI API or Service Layer. For more information, see SAP Note 3224708 .
Alerts Management	You are now able to remove inactive user alerts through DI API and Service Layer if you have full authorization to remove user alerts.
Extension Assignment Wizard	In the <i>Extension Assignment</i> wizard, under the <i>Specify Startup Type</i> step, users are now displayed in alphanumeric order and A-Z by default. You can select the column header to change the sort order to Z-A or back to A-Z. You can also use the search option to search for a user.
Crystal Reports Layout for Dunning Letters	In Crystal Reports layout <i>DUN0</i> , two new parameters are available: <i>CardCode@</i> and <i>WizardID@</i> .
Print SAP Business One Generation Messages for Crystal Reports	With the new checkbox <i>Print SAP Business One Generation Message for Crystal Reports</i> on the <i>General</i> tab of the <i>Print Preferences</i> window, documents printed with Crystal Reports can now contain the information that the documents were printed using SAP Business One. On the same tab, there is another checkbox controlling documents printed with Print Layout Designer (PLD).
Printer Mapping Configuration	When SAP Business One cannot find the printer defined for a layout in the <i>Report and Layout Manager</i> window, and you are trying to print documents with this layout, instead of printing the documents using the system default printer directly, there is now a new window for you to map the defined printer to any printer in the operating system. You can use the mapped printer to print documents throughout your current login. For more information, see SAP Note 3235582 .
Return Request Process Automation	<p>You can now make use of the workflow capabilities of SAP Build Process Automation with the Return Request process automation for SAP Business One. This template process automates the creation of a return request on the seller's side after a request is triggered by a customer entering return request data. After the seller confirms the return request, the customer is automatically informed about the status.</p> <p>The best practice projects for intelligent automation for SAP Business One require a subscription to SAP Build Process Automation, after which you can use the automations for SAP Business One at no extra cost. You can find the <i>Return Request Process Automation</i> project for SAP Business One in the SAP Intelligent RPA Store.</p>

2 What's New in SAP Business One 10.0 FP 2202, version for SAP HANA

This chapter briefly describes major functional enhancements and modifications implemented in SAP Business One 10.0 FP 2202, version for SAP HANA.

i Note

For the most up-to-date information, see:


- SAP Note [3149802](#). This is a collective, overview SAP Note for SAP Business One 10.0 FP 2202, version for SAP HANA.
- SAP Note [2826199](#). This is a collective, central SAP Note for SAP Business One 10.0, version for SAP HANA.

2.1 Web Client


Feature	Description
General	<ul style="list-style-type: none">• Organizations that set up the SAP Business One app in Microsoft Teams can now present list views and detailed views of the following apps in Web Client through the Teams tabs, in addition to the Web Client apps supported in FP2111:<ul style="list-style-type: none">• Goods Returns• A/P Credit Memos• Goods Issues• Equipment Cards• Alternative Items• Approval Decisions• Journal Entries• Authorization settings for tabs under <i>Business Partner Master Data</i> and <i>Item Master Data</i> through Administration > System Initialization > Authorizations > General Authorizations in the SAP Business One client are now supported in Web Client.• You can now access the power of intelligent automation as part of Web Client for SAP Business One. This feature package provides the best practices template project for the Activity Creation for Business Partners bot, available in the SAP Intelligent RPA Store.

Feature	Description
Enhancements on the Home Page	<p>You can now access the <i>About</i> dialog from the user area while working on the home page. The <i>About</i> dialog displays the SAP Business One, version for SAP HANA version and feature package.</p>
Enhancements in Opportunities App	<ul style="list-style-type: none"> In the detailed view, you can view the activities linked to a stage by pressing the link arrow in the <i>Activities</i> field on the <i>Stages</i> tab. That field displays the number of activities that have been linked to the stage. In the detailed view, you can now zoom in, zoom out, and maximize the relationship map.
Enhancements in Sales Apps	<p>Enhancements for linking paid down payment requests/invoices:</p> <ul style="list-style-type: none"> Linking paid down payment invoices in A/R invoices is supported in the Brazil localization. You can view down payment requests/invoices in A/R invoices in the India localization. In an A/R credit memo based on an A/R invoice, you are now able to view and edit the down payment requests/invoices copied from the A/R invoice.
<p>i Note</p> <p>Adding or editing the down payment requests/invoices in A/R invoices and A/R credit memos is not supported in the India localization.</p>	
Enhancements in Purchasing Apps	<ul style="list-style-type: none"> New apps <i>Create Goods Return</i> and <i>Create A/P Credit Memo</i> are available which enable you to create new documents. Goods returns and A/P credit memos are now also available in the detailed view where you can carry out various actions, such as: <ul style="list-style-type: none"> Create a new goods return and A/P credit memo. View or edit goods return and A/P credit memo. Copy goods return to A/P credit memo (list view and detailed view). View the relationship map
<p>i Note</p> <ul style="list-style-type: none"> Adding an A/P credit memo based on an A/P invoice which relates to withholding tax is not supported in localizations where withholding tax is not allowed in A/P credit memos. Adding and editing goods returns and A/P credit memos (detailed view) is not supported in the Brazil and India localizations. 	
<ul style="list-style-type: none"> You can now copy goods receipt POs to goods returns and, A/P invoices to A/P credit memos (list view and detailed view). 	

Feature	Description
Enhancements in Sales and Purchasing Apps	<ul style="list-style-type: none"> • A new tab <i>Attachments</i> is available in the detailed views of marketing documents. You can add new attachments and view attachments after you define an attachment folder path on company level. You gain access rights to the attachment folder when you are granted the relevant authorization in the SAP Business One client. When a default attachment folder is assigned per user in the SAP Business One client, the attachments are uploaded to this default folder. • In the item type sales and purchasing document, when the price source is an active or inactive price list, with or without applied discount groups, you can now see the price list number and price list name. • In the <i>Relationship Map</i> window, you can now see both sales and purchasing documents when they are referenced in a marketing document. • In the list view of A/R and A/P invoices, you can now select multiple invoices and create a payment for them using the new button <i>Create Payment</i>. The invoices must be from the same business partner, or there is a consolidation relationship among the business partners. • In the detailed view of an A/R or A/P invoice, with the new <i>Pay</i> button you can open a payment detailed view with the business partner and source invoice selected, for a fast and simple payment creation. • If you add or update a marketing document of an item type, you can now select a bar code to identify the item. The <i>Bar Code</i> field is available in the <i>Product</i> area of the <i>Content</i> tab.
Enhancements in Drafts and Document Approval Process	<ul style="list-style-type: none"> • You can now manage the following additional document types in <i>Documents in Approval Process</i> and in drafts documents: goods returns, A/P credit memos, incoming payments (only drafts documents), outgoing payments, and goods issues. • As the document's authorizer, you can now receive a request for approval notification in the web client, as part of the approval process. • New app <i>Approval Decisions</i> is available which enables you to manage the approval requests and approve or reject one or more requests.
Enhancements in Business Partners Apps	<ul style="list-style-type: none"> • In the detailed view, with the <i>Create</i> dropdown list, you can now create incoming and outgoing payments for the current business partner. • In the detailed view, a new field <i>Default Blanket Agreement</i> appears if you have selected the <i>Allow Multiple Blanket Agreements for Same Period</i> checkbox through <i>Administration > System Initialization > General Settings > BP</i> in the SAP Business One client. • In the list view, in the <i>Series</i> filter field, you can now choose not only manual series numbers but also all existing business partner series numbers. You can define the series numbers in the SAP Business One client (<i>Administration > System Initialization > Document Numbering</i>). Only when you are granted the relevant series group authorizations in the SAP Business One client, can you open the business partner detailed view.

Feature	Description
Enhancements in Business Partner Catalog Numbers App	<ul style="list-style-type: none"> • When you are setting up filters for the business partner catalog numbers, the list views of the <i>BP Code</i> and <i>Item No.</i> filters are now sorted by codes in an ascending order, and you can sort the codes by any other field. • When you have defined user-defined fields (UDFs) for <i>Customer / Vendor Cat. No.</i> through Tools > Customization Tools > User-Defined Fields – Management... > Inventory > Customer / Vendor Cat. No. in the SAP Business One client, you can now view them as columns using the  Settings icon.

Feature	Description
Enhancements in Payments Apps	<ul style="list-style-type: none"> • In the Israel localization, you can now create incoming payments with withholding tax information in the header for customers that are subject to withholding tax, and this also applies to outgoing payments with such vendors. • In the detailed view, you can now choose <i>Relationship Map</i> to get a comprehensive view of the payment and related documents. • Authorization enhancements: <ul style="list-style-type: none"> • The <i>Save as Draft & New</i> and <i>Save as Draft & View</i> options in the detailed view of both incoming and outgoing payments only appear for users who have authorizations for <i>Payment Draft</i> through <i>Administration > System Initialization > Authorizations > General Authorizations > Banking > Outgoing Payments > Payment Draft</i> in the SAP Business One client. • The <i>Cancel</i> button in both the list and detailed views of both incoming and outgoing payments only appears for users who have authorizations for <i>Cancel Other Documents</i> through <i>Administration > System Initialization > Authorizations > General Authorizations > General > Cancel Other Documents</i> in the SAP Business One client. • The <i>Payment Means - Cash</i> section in the add mode of an incoming payment only appears for users who have authorizations for <i>Cash Receipt</i> through <i>Administration > System Initialization > Authorizations > General Authorizations > Banking > Incoming Payments > Incoming Payments > Cash Receipt</i> in the SAP Business One client. • You can now create payments with withholding tax information in rows for invoices that include withholding taxes. • You can now create payments with the following payment details: <ul style="list-style-type: none"> • <i>Bank Charge</i> on the <i>Reference and Summary</i> tab. <div data-bbox="695 1429 1394 1541" style="background-color: #f0f0f0; padding: 5px; margin: 5px 0;"> <p>i Note Bank charge is not supported in Israel and India localizations.</p> </div> • Payment means <i>Credit Card</i>. • Payment means <i>Check</i>. • You can now pay invoices issued for different branches in a single centralized payment.
New Item Management App Available	<p>The <i>Alternative Items</i> app is now available in the new <i>Item Management</i> group.</p> <p>You can now define alternatives for items that are out of stock in a certain warehouse.</p>

Feature	Description
New Inventory Transactions Apps Available	<p>Three new apps are available in the new <i>Inventory Transactions</i> group:</p> <ul style="list-style-type: none"> • Goods Issues • Create Goods Issue • Inventory Transactions Drafts <p>With these apps, you can carry out various actions, such as:</p> <ul style="list-style-type: none"> • Search and filter goods issues • View and manage different views of goods issues lists • View, edit and create goods issues
Enhancements in Accounting Apps	<p>i Note</p> <ul style="list-style-type: none"> • Creating goods issues with serials/batches items or bin location warehouses is not supported in Web Client FP 2202. • Adding and editing goods issues is not supported in the India and China localizations.
	<ul style="list-style-type: none"> • You can now create journal entries with the new app Create Journal Entry. • In the list view, you can now perform the following: <ul style="list-style-type: none"> • Set filters to apply to the records to be displayed in the table area with the new filter bar. • Create a new journal entry with the new button Create. • Select multiple manual journal entries for which you have defined <i>No</i> in the Reverse dropdown list, and cancel them with the new button Cancel. • Select multiple manual journal entries for which you have defined <i>Yes</i> in the Reverse dropdown list, and whose reverse date was set to the current system date, and reverse them with the new button Reverse. You can also use the Reverse Journal Entries view to quickly locate those journal entries. • Personalize the display of columns as well as sort, filter, and group data with the new icon  View Settings. • In the detailed view, you can now perform the following: <ul style="list-style-type: none"> • Edit a journal entry. • Create a new journal entry. • Duplicate a journal entry. • Cancel a journal entry. The Cancel button only appears for manual journal entries for which you have defined <i>No</i> in the Reverse dropdown list. • Create a new activity for the journal entry.

Feature	Description
Enhancements in Service Apps	<p>In the <i>Service Calls</i> app, you can now do the following:</p> <ul style="list-style-type: none"> • Preview and print single or multiple service calls in a defined Crystal Reports layout. • Zoom in, zoom out, and maximize the relationship map. <p>You will receive a notification in the <i>Notification Center</i> in the following scenarios:</p> <ul style="list-style-type: none"> • You are assigned to a service call. • You are assigned as the technician or the Handled By user of a scheduled service ticket.
Enhancements in Time Sheets Apps	<ul style="list-style-type: none"> • The <i>Remove</i> button is available in the list view and detailed view of Time Sheets. You can remove time sheets when you have the required authorizations. • The <i>Employee/User Code</i> field is displayed in the default list view of Time Sheets. • The totals of the following fields are available in the list view of Time Sheets: <ul style="list-style-type: none"> • <i>Break Time</i> • <i>Nonbillable Time</i> • <i>Actual Time</i> • <i>Net Billable Time</i> <p>The following new fields are available in the header area of the detailed view of Time Sheets:</p> <ul style="list-style-type: none"> • <i>Total Effective Time</i> • <i>Total Billable Time</i> • <i>Time Recording Completed</i>
New Service Apps Available	<p>You can find two new apps, <i>Equipment Cards</i> and <i>Create Equipment Card</i>, in the <i>Service</i> group. You can use them to do the following:</p> <ul style="list-style-type: none"> • View and update the details and history of sold or purchased serial-numbered items that are entitled to receive service. • View related service calls and create service calls from existing equipment cards. • Create equipment cards. • Remove equipment cards.

Feature	Description
New Analytics Apps Available	<ul style="list-style-type: none"> • A new app <i>Export and Import Views</i> is available in the <i>Analytics</i> group. You can use this app to export and import the following data from one company to another: <ul style="list-style-type: none"> • Views that are created in built-in list views, user-defined list views, UDT list views, UDO list views, and the <i>General Overview</i> app. • Links to views in built-in list views, user-defined list views, UDT list views, UDO list views, and the <i>General Overview</i> app. • User-defined queries that act as the basis for user-defined list views. • The <i>Linked List Views</i> app allows you to create a link in the detailed view of a business object to a particular list view. In addition to system-based list views, you can also create links to the <i>General Overview</i> screen, as well as UDOs, UDTs, and UDQs. In the <i>Setup</i> screen, you can define the following link settings: <ul style="list-style-type: none"> • Specify field filter criteria to be applied to the list view for a business object, and card filter criteria for selected cards when setting up a link to the <i>General Overview</i> screen. • If the business object for the link is a marketing document, you can apply the same link to additional marketing documents. <p>Clicking the link navigates you directly from the record to the linked list view, which is filtered by one or more specified field values from the record.</p>

Feature	Description
Enhancements in User-Defined Queries App	<p>The following enhancements are available to User-Defined Queries (UDQ):</p> <ul style="list-style-type: none"> • You can copy a UDQ, together with its metadata, associated category, and variant list views. • You can use more complex SQL queries as more functions are supported. • When you remove a UDQ that is displayed as homepage tiles, the tiles will be removed as well. • You can't remove or deactivate a UDQ when it is used in <i>General Overview</i> cards or linked to other list views. • All the existing and future system views in the Microsoft SQL and SAP HANA databases can be used and selected within system queries in the <i>User-Defined Queries</i> app. • The following enhancements are available to the <i>Columns</i> section on the UDQ screen: <ul style="list-style-type: none"> • You can select column names that you want to display and use. • When you remove a column from a UDQ, the following objects will be removed as well: <ul style="list-style-type: none"> • Card views and chart views that use the UDQ as a data source. • List views and linked list views that directly use or display the column. • When you change the type of a column to <i>Measure</i>, the values of <i>Aggregation</i> and <i>Decimal Places</i> will revert to the previous ones. • When you change the aggregation method for a field to <i>Count</i>, or vice versa, the description changes accordingly.
New Administration App Available	<p>The <i>Configuration</i> app in the <i>Administration</i> group allows you to define and maintain entries for fields with object data that are used throughout Web Client. For each app group in Web Client, a hyperlink for the object is displayed that opens a definition screen with a list of entries for the object. You can edit existing entries or add new entries for the object. The definition screens are subject to user authorization for the relevant object.</p> <p>You can also access the definition screen for a particular field with object data while working with the detailed view of a record. In the dropdown list for the field, choosing the <i>Define New</i> option opens the definition screen, in which you can edit existing entries or add a new entry.</p>

Feature	Description
Cross-Area Topics	<ul style="list-style-type: none"> • Microsoft 365 integration enhancements: <ul style="list-style-type: none"> • In the detailed view of the following sales documents, you can now send emails with the sales document in different formats by clicking the <i>Share</i> menu and choosing the new option <i>Choose Email Option</i>. The formats include an attachment as Microsoft Excel, Microsoft Word or PDF, or a hyperlink in the email body. After you send the email with an attachment, you can check the corresponding email log in the <i>E-mails Sent</i> window for this document in the SAP Business One client. <ul style="list-style-type: none"> • Sales quotation • Sales order • Delivery • Return • A/R invoice • A/R reserve invoice • A/R credit memo • For the sales documents mentioned above, when you have selected the <i>E-Mail Document</i> checkbox in the <i>When Adding Document</i> section through <i>Administration > System Initialization > Print Preferences > Per Document</i> in the SAP Business One client, an email draft will appear with the document as a Microsoft Word attachment after you add a new document. • In the list view of all documents, with the new option <i>Choose Email Option</i> under the <i>Share</i> menu, you can now send emails with the following for different views: <ul style="list-style-type: none"> • Table view, and chart view: a Microsoft Excel attachment of all the records. • Table view: a PDF attachment of your selected records. You can perform this for all marketing documents with a default Crystal Reports (CR) layout. • Table view, chart view, and card view: the list URL of all the records in the email body.
Enhancements in Extensibility	<p>You are now able to use APIs to generate URLs for the list view and detailed view of an object. The following newly supported objects are:</p> <ul style="list-style-type: none"> • Opportunities • Goods Issues (InventoryGenExit) • Equipment Cards • Approval Decisions • Outgoing Payments In Approval Process

2.2 Administration

Feature	Description
Authorization Groups	<p>You can now use up to 30 numbering series authorization groups to manage user access to numbering series.</p> <p>You can now use up to 30 price list authorization groups to manage user access to price lists.</p>
Activity Type in Time Sheet Is Not Dependent on Project Management	<p>Activity Types are supported in Time Sheet no matter if the <i>Enable Project Management</i> checkbox is selected or not on the <i>Basic Initialization</i> tab Administration > System Initialization > Company Details > .</p> <p>The entry menu of the <i>Activity Types - Setup</i> window is moved from Administration > Setup > Project Management > Activity Types > to Administration > Setup > Human Resources > Time Sheet > Time Sheet Activity Types > .</p> <p>In the <i>General Authorizations</i> window, the authorization for <i>Activity Type - Setup</i> is also moved from Administration > Setup > Project Management > to a new entry under Administration > Setup > Human Resources > .</p>
Authorization Enhancements for Time Sheet	<p>The new authorization <i>Remove</i> is added to the category Human Resources > Employee Master Data > Time Sheet > in the <i>General Authorizations</i> window.</p> <p>You can remove time sheets when you have the required authorizations. The option <i>Remove</i> in the Time Sheet context menu is not available when you don't have the required authorizations.</p>
Keyboard Shortcut	<p>You can now use Ctrl + Shift + R as the keyboard shortcut for the <i>Refresh Record</i> button in the toolbar.</p>
SAP Business One Microsoft 365 Integration Enhancements	<ul style="list-style-type: none"> The <i>SAP Business One Microsoft 365 Integration</i> link on the <i>Services</i> tab of the <i>Users- Setup</i> window is now always available, no matter if the <i>OneDrive</i> radio button is selected or not in the <i>Export Word and Excel File To</i> section on the <i>Path</i> tab of the <i>General Settings</i> window. In SAP Business One Cloud, power users that have been assigned to a tenant can now set up SAP Business One Microsoft 365 integration.

Feature	Description
Change Log Enhancements	<p>The following changes are now available in the <i>Change Log</i> window:</p> <ul style="list-style-type: none"> Changes to the tax code determination through Administration > Setup > Financials > Tax > Tax Code Determination . <div style="border: 1px solid #ccc; background-color: #f9f9f9; padding: 5px; margin: 5px 0;"> <p>i Note</p> <p>This feature is not available for the Brazil or India localizations.</p> </div> <ul style="list-style-type: none"> Changes to the payment terms through Administration > Setup > Business Partners > Payment Terms .
Attachment File Types Enhancement	<p>A new checkbox <i>Block Executable Attachments</i> is available on <i>Path</i> tab under Administration > System Initialization > General Settings .</p> <p>Selecting this checkbox allows you to configure an attachment block list and enables you to block the uploading of certain types of files included in the list.</p> <div style="border: 1px solid #ccc; background-color: #f9f9f9; padding: 5px; margin: 5px 0;"> <p>i Note</p> <p>Only super users have the permissions to modify the attachment block list.</p> </div>




2.3 Sales, Purchasing, and Service

Feature	Description
Display Price List Number and Price List Name	In an item type of sales and purchasing document, when the price source is an active or inactive price list, with or without applied discount groups, you can now see the price list number and price list name.

Feature	Description
GST Electronic Billing (E-Billing) Enhancements in India	<p data-bbox="628 376 903 412">→ Recommendation</p> <p data-bbox="628 434 1353 497">To work with the electronic billing feature, we recommend that you use the e-billing protocol rather than the generic eDoc protocol.</p> <ul data-bbox="616 537 1394 963" style="list-style-type: none"> <li data-bbox="616 537 1394 712">• The following enhancement is available for working with the generic eDoc protocol: <ul data-bbox="660 613 1394 712" style="list-style-type: none"> <li data-bbox="660 613 1394 712">• For upgraded companies, the two eDoc formats <i>E-Billing-Invoice.spp</i> and <i>E-Billing-CreditMemo.spp</i> are now non-system files. You can update them directly. <li data-bbox="616 721 1394 963">• The following enhancements are available for working with the e-billing protocol: <ul data-bbox="660 792 1394 963" style="list-style-type: none"> <li data-bbox="660 792 1394 855">• For vendors, you can now define a default eDoc generation type in the <i>E-Billing</i> section on the <i>eDocs</i> tab of the business partner master data. <li data-bbox="660 864 1394 963">• For customers, you can now define a default eDoc generation type, and set up the documents mapping determination in the <i>E-Billing</i> section on the <i>eDocs</i> tab of the business partner master data. <p data-bbox="647 976 1394 1106">A/R invoices or A/R credit memos will first check the generation type defined for the business partner, and then check the generation type defined under the <i>E-Billing</i> section on the <i>Electronic Documents</i> tab of the <i>Document Settings</i> window.</p>
E-Way Bill Enhancements in India	<ul data-bbox="616 1142 1394 1989" style="list-style-type: none"> <li data-bbox="616 1142 1394 1240">• With the new dropdown list <i>User Query Category</i> in the <i>E-Way Bill</i> section on the <i>Electronic Documents</i> tab of the <i>Document Settings</i> window, you can now customize e-way bill files using user queries. <li data-bbox="616 1249 1394 1384">• The default values of <i>Supply Type</i>, <i>Subtype</i>, <i>Document Type</i>, and <i>Transaction Type</i> are updated in the <i>E-Way Bill</i> window through the <i>E-Way Bill Details</i> browse button on the <i>Electronic Documents</i> tab in the marketing documents. <li data-bbox="616 1393 1394 1541">• For goods returns and A/P credit memos, the address information in the <i>E-Way Bill</i> window through the <i>E-Way Bill Details</i> browse button are as follows: <ul data-bbox="660 1464 1394 1541" style="list-style-type: none"> <li data-bbox="660 1464 1394 1496">• <i>Dispatch From</i> address: the local warehouse address <li data-bbox="660 1505 1394 1541">• <i>Ship To</i> address: the business partner's address <li data-bbox="616 1550 1394 1697">• For returns and A/R credit memos, the address information in the <i>E-Way Bill</i> window through the <i>E-Way Bill Details</i> browse button are as follows: <ul data-bbox="660 1621 1394 1697" style="list-style-type: none"> <li data-bbox="660 1621 1394 1653">• <i>Dispatch From</i> address: the business partner's address <li data-bbox="660 1662 1394 1697">• <i>Ship To</i> address: the local warehouse address <li data-bbox="616 1706 1394 1989">• In the <i>Electronic Document Monitor</i> window, under protocol <i>E-Way Bill</i>, for documents with status <i>Generated</i>, you can now perform the following actions with the <i>You Can Also</i> button: <ul data-bbox="660 1809 1394 1989" style="list-style-type: none"> <li data-bbox="660 1809 1394 1908">• <i>Export</i>: export the generated json file again. This only exports the e-way bill information that was already generated before. You need this option when you lose the previously-exported json file. <li data-bbox="660 1917 1394 1989">• <i>Change Status to Error</i>: you need this option when you want to correct errors in the documents and generate them again.

2.4 Financial Management

Feature	Description
Plastic Packaging Tax in the UK	Options are available to record the weight of plastic packaging and record if exports and imports are relevant for plastic packaging tax. <ul style="list-style-type: none"> Different units of measure (UoM) can be defined for different products and packaging types. An option <i>Relevant for Plastic Packaging Tax</i> is available on the <i>Logistics</i> tab of marketing documents imports and exports.
E-Books and Online Sales Reporting for Greece	E-Books is an existing electronic-reporting feature in the Greece localization that is being updated for immediate online sales reporting. The updates include: <ul style="list-style-type: none"> Relevant sales A/R documents and journal entries can be reported to the authorities online and immediately after being added to the system. The E-Books Report remains available for the delayed reporting of relevant sales A/R documents and journal entries. The options "Generate" for immediate online reporting, "Generate Later" for E-Books Reporting, and "Not Relevant" are planned for <i>eDoc Generation Type</i> in relevant documents. When there are A/R credit memos that are not related to A/R invoices with MARK IDs, the system does not send the XML attribute "CorrelatedInvoices" to AADE.
Withholding Tax Certificates (Certificazione Unica) in Italy	An amended model layout, report structure, and new options are available for Certificazione Unica for the year 2022. The changes include: <ul style="list-style-type: none"> New header information New codes for exceptional events A new option for reporting <i>Special Cases</i>.
Electronic Invoicing for the Public Administration (FPA) in Italy	A/R and A/P marketing document scenarios can be managed within FPA. A new FPA connector version is available for processing targets for the FPA protocol. Options are available for the new FPA connector in SAP Business One and the Electronic Document Service (EDS) dashboard.
Electronic Correction Tax Invoices for Russia	Electronic correction tax invoices are supported with the protocol Electronic Tax Invoices for Russia. An spp file for electronic document generation can be found in SAP Note 3153218 .
Traceable Goods Information in Updated Crystal Report Layouts for Ledgers and Commission Trade Journals for Russia	Updated Crystal Report layouts for traceable goods are available for sales ledgers, sales ledger additional lists, purchase ledgers, and purchase ledger additional lists. Layout files are available in SAP Note 3085020 . For correction invoices and alteration correction invoices, information about customs cargo declarations (CCD) or traceable goods in <i>Commission Trade Tax Invoice Journals</i> is reported only for lines and items that are corrected or altered.

Feature	Description
CFDI for Mexico	<p>Updates are available for electronic invoices through CFDI 4.0 including:</p> <ul style="list-style-type: none"> • Updated mappings for electronic documents and payments • Additional fields in marketing documents and business partner master data • Cancellation Processes.
Withholding Tax Options in Automatic Credit Memos for Argentina	Options are available so that withholding tax calculation is optional in automatic credit memos.
One-Stop Shop Reporting for the European Union	<p>Changes for One-Stop Shop (OSS) reporting are available:</p> <ul style="list-style-type: none"> • OSS reporting is available through a new <i>Output Mode</i> in <i>Tax Report - Selection Criteria</i> when extended tax reporting is active • Options are available in <i>Tax Code Determination</i> for OSS reporting • Options are available in <i>Tax Groups - Setup</i> for OSS reporting.
Enable Refresh Function in Financial Reports	<p>Previously, after you had run some reports and then added new transactions or updated existing transactions in the application, you needed to close the report and reopen it to refresh it. Now the refresh function on the reports is enabled. When you click the <i>Refresh Record</i> icon, the latest refreshed report will be displayed.</p> <p>The enhancement is available in the following reports:</p> <ul style="list-style-type: none"> • Financials > Financial Reports > Financial > Profit and Loss Statement  • Financials > Financial Reports > Financial > Trial Balance  <p>The enhancement is also available for the <i>Account Balance</i>, <i>Deliveries</i>, <i>Orders</i> and <i>Opportunities</i> fields in the <i>Business Partner Master Data</i> window.</p>
IFRS Postings Available for Fixed Asset Revaluation	With the new checkbox <i>IFRS Posting</i> in the <i>Asset Revaluation</i> window, you can now post asset revaluations according to International Financial Reporting Standards (IFRS) for depreciation areas whose <i>Posting of Depreciation</i> is <i>Indirect Posting</i> . A new account <i>Revaluation Loss</i> is added in the <i>Account Determination - Setup</i> window to support this.
Updated Default Values in India	For new company databases, the chart of accounts, default GST tax codes, and default TCS codes have been updated. For more information, see SAP Note 3139944  .
Higher TDS and TCS Rates for Non-Filing of Income Tax Returns in India	New fields are available to manage higher TDS and TCS rates for customers and vendors that do not file income tax returns or have Permanent Account Numbers (PAN) issued by the authorities. Higher rates that are defined in TDS and TCS setup are used in marketing documents.

Feature	Description
Business Activity Statement (BAS) Reporting Enhancements in Norway	<p>Mapping file <i>SAF-T Tax Report (NO)</i> is now available for generating the new SAF-T tax report. A new button <i>Create File</i> is now available in the <i>BAS Report – Retrieval</i> window for you to export the report in xml format. For more information about the BAS reporting process and to download the mapping file, see SAP Note 3150315.</p> <div style="border: 1px solid #ccc; background-color: #f0f0f0; padding: 10px; margin-top: 10px;"> <p>i Note</p> <p>Before exporting the report, you need to define the xml file folder on the Administration > System Initialization > General Settings > Path tab.</p> </div>
Qualified Invoice Method for Japan	<p>Invoicing in the localization for Japan is enhanced due to the introduction of the new qualified invoice system in Japan. The changes to meet this requirement are as follows:</p> <ul style="list-style-type: none"> • On marketing documents, the tax calculation is performed by tax code. You can view tax information grouped by tax code by clicking the link arrow in the <i>Tax</i> field, which opens the <i>Tax Details</i> window. • In monthly invoices, tax amounts are now calculated for the aggregate amounts by the specific tax code. If needed, a tax adjustment transaction is automatically performed. • Crystal Reports layouts on marketing documents and monthly invoices are modified. Tax details are displayed in the header and tax information on document rows is enhanced. <p>For more information, see SAP Note 3143362.</p>

2.5 Lifecycle Management

Feature	Description
Upgrade of Localized Demo Databases	You can now download the localized demo databases separately for SAP Business One 10.0 FP 2202 from the SAP Help Portal . With the enhanced and recent transactional data (year of 2021), your demos look new and engaging.
Microsoft .NET Framework Version 4.8	Before installing SAP Business One, version for SAP HANA, you need to install Microsoft .NET Framework 4.8 on the client workstations.
Changes in License Import	License import and log writing options are not available in Service Manager. You must import the license file and enable or disable the log writing option in the License Control Center.

2.6 Platform and Extensibility

Feature	Description
SAP Crystal Reports, version for the SAP Business One application	SAP Crystal Reports 2020 SP2_P1, version for the SAP Business One application is available.
SAP Best Practices for Process Automation for SAP Business One	<p>You can now access the full power of intelligent automation as part of SAP Business One. This set of best practice templates for process automation allow users to automate many of their time-consuming, manual activities, enabling them to focus on high-value processes. This feature package provides you with the following best practices template project bots for SAP Business One that can be used out of the box or customized for your own needs:</p> <ol style="list-style-type: none"> 1. Business Document Extraction from E-mails 2. Proof of Delivery Note Upload in the Outbound Delivery and Invoice 3. Sales Order Creation from a Local Purchase Order 4. Supplier Invoice Upload for Intelligent Invoice Scanning 5. Master Data Enrichment for Document Information Extraction 6. Activity Creation for Business Partners (only available for Web Client for SAP Business One) <p>The best practice projects for process automation for SAP Business One require a subscription to SAP Process Automation, after which you can use the bots for SAP Business One at no extra cost. You can find the template projects for the SAP Business One bots in the SAP Intelligent RPA Store.</p>
Enhancements for User-Defined Tables	A new checkbox <i>Display Menu</i> is introduced in the <i>User-Defined Tables - Setup</i> window. You can now determine whether to display the user-defined table as a submenu in the SAP Business One client, or a tile in the Web Client.
Enhancements for Service Layer Upload Mechanism	<p>The Service Layer upload mechanism is enhanced to better support OData. You can upload the following stream entities with the Slug mechanism:</p> <ul style="list-style-type: none"> • Attachments2 • Pictures <p>With this enhancement, the Service Layer is more OData compliant and has a better integration with SAP UI5 and OData client .net.</p>
Enhancements in Service Layer Controller	The Service Layer Controller is enhanced to support the Service Layer log monitor. On the Service Layer Controller home page, a new tab <i>Monitor</i> is added. You can view the normal requests and error requests logs on the <i>Monitor</i> tab. To get the request/response detailed logs for troubleshooting purposes, you can select the checkbox <i>Request & Response Logs</i> from the <i>Service Layer Configuration</i> section of the <i>Service Layer Settings</i> tab.

2.7 Cross Module Topics

Feature	Description
Crystal Reports Layouts in the France Localization	Crystal Reports (CR) layouts are available for the following documents with items: <ul style="list-style-type: none"><li data-bbox="616 600 799 622">• Sales quotation<li data-bbox="616 640 727 663">• Delivery<li data-bbox="616 680 839 703">• A/R down payment<li data-bbox="616 721 762 743">• A/R invoice<li data-bbox="616 761 820 784">• A/R credit memo<li data-bbox="616 801 799 824">• Purchase order

3 What's New in SAP Business One 10.0 FP 2111, version for SAP HANA

This chapter briefly describes major functional enhancements and modifications implemented in SAP Business One 10.0 FP 2111, version for SAP HANA.

i Note

For the most up-to-date information, see:

- SAP Note [3106608](#). This is a collective, overview SAP Note for SAP Business One 10.0 FP 2111, version for SAP HANA.
- SAP Note [2826199](#). This is a collective, central SAP Note for SAP Business One 10.0, version for SAP HANA.

3.1 Web Client

Feature	Description
General	<ul style="list-style-type: none">• A lightweight app package is added to the SAP Business One product package. With this app package, you can set up the SAP Business One app in Microsoft Teams for your organization to make Web Client for SAP Business One directly accessible to your organization members in Microsoft Teams. Your organization members can use all the supported functions of Web Client. They can collaborate through chats and manage work easily and seamlessly without changing systems, thereby increasing productivity and performance, especially when working remotely.• You can display the <i>BP Catalog Number</i> field in marketing documents.• In the Activities, Opportunities and Service Calls apps, you can now use the link arrow to easily access linked documents.• Microsoft 365 integration enhancements: In detailed views, you can now perform the following:<ul style="list-style-type: none">• Export sales documents to Microsoft OneDrive as Word files and view them online by clicking the <i>Share</i> menu and choosing the new <i>Export to Word</i> option. The standard templates, which are similar to the SAP Business One client, are used when exporting to Word.• Send emails with sales documents as attachments by clicking the <i>Share</i> menu and choosing the new <i>Send by Email</i> option.The two new options are available in the detailed views of the following sales documents:<ul style="list-style-type: none">• Sales Quotation• Sales Order• Delivery• Return• A/R Invoice• A/R Reserve Invoice• A/R Credit Memo• New options <i>Preview</i> and <i>Choose Layout</i> are now available in both list and detailed views for sales and purchasing drafts.• Date offset filtering enhancements: When manually specifying a date offset formula in a filter, you can now do the following:<ul style="list-style-type: none">• Enter specific days of the week (<+/-> <Day of the Week>) and specific months (<+/-> <Month>). When added into a formula, the date offset calculation returns the next (+) or previous (-) day/month specified in the formula. For example, "+ Monday", "- January".• Enter posting period statements ("PostingPeriod:<Begin/End>"). When added into a formula, the date offset calculation returns the beginning or end of the specified posting period. You can add a prefix (<+/-><inte-

Feature	Description
	<p>ger>) to go to the next (+) or last (-) number of posting periods according to the integer specified. For example, "+12 PostingPeriod:End".</p> <ul style="list-style-type: none"> You can also use the filter dialog to set a date offset formula with a posting period using one of the following new options in the <i>Time Period</i> dropdown list: <ul style="list-style-type: none"> <i>Last X posting periods</i> <i>Next X posting periods</i> <p>After selecting an option, enter an integer in the <i>Posting Period</i> field to specify the number of last/next posting periods.</p>
Enhancements on the Home Page	<p>When editing the home page (<i>Me Area</i> → <i>Edit Home Page</i>), a <i>Reset</i> button is now available in all predefined groups. The <i>Reset</i> button allows you to reset predefined groups to their original state.</p>
New Accounting App Available	<p>A new <i>Journal Entries</i> app is now available in the <i>Accounting</i> group. For now, you can only view journal entries in list views and detailed views.</p>
New App Scan Business Card Available	<p>With the new <i>Scan Business Card</i> app, you can now create a business partner by selecting a photo, or taking a picture of a business card with IOS devices, such as iPads. Before using this app, you need to set up the following:</p> <ul style="list-style-type: none"> The Document Information Extraction service in the SAP Business One client. The attachments folder on ► <i>Administration</i> ► <i>System Initialization</i> ► <i>General Settings</i> ► <i>Path</i> ► tab.
New Payments Apps Available	<p>6 new apps are available in the new <i>Payments</i> group:</p> <ul style="list-style-type: none"> <i>Incoming Payments</i> <i>Create Incoming Payment for Business Partner</i> <i>Create Incoming Payment for Accounts</i> <i>Outgoing Payments</i> <i>Create Outgoing Payment for Business Partner</i> <i>Create Outgoing Payment for Accounts</i> <p>With these apps, you can carry out the following tasks:</p> <ul style="list-style-type: none"> Search and filter payments. View and manage different views of payment lists. View, edit and create payments for either business partners or G/L accounts. Cancel single or multiple payments.
	<div style="background-color: #f0f0f0; padding: 10px;"> <p>i Note</p> <p>You can only create payments with payment means <i>Bank Transfer</i> and <i>Cash</i>.</p> </div>


Feature	Description
New Human Resources Apps Available	<p>A new group <i>Human Resources</i> is available with 2 new apps:</p> <ul style="list-style-type: none"> • Time Sheets • Create Time Sheets <p>With these apps you can record and view the amount of a worker's time spent on the job.</p>
Enhancements in Sales Apps	<ul style="list-style-type: none"> • Enhancements for A/R Reserve Invoices: <ul style="list-style-type: none"> • In the list view, you can find a new predefined view A/R Reserve Invoice Backorder in the <i>My Views</i> menu. • In the detailed view, you can choose to display Delivery Date for items. • Enhancements for Deliveries and A/R Invoices: <p>When you add or update an item with a positive quantity in a Delivery or A/R Invoice, Web Client automatically allocates bin locations by the issue strategy of the relevant warehouse.</p> <p>You can manually choose an issue strategy to re-allocate bin locations, or cancel the allocations.</p> • Enhancements for A/R Invoices and Electronic Documents: <p>A new tab for electronic documents is available for A/R invoices. You can view electronic document details and edit certain attributes. Support for electronic documents is available for the following electronic document protocols:</p> <ul style="list-style-type: none"> • Registration of Sales (EET) for the Czech Republic • E-Books for Greece (add mode only) • Generic Electronic Documents • Online Invoicing (HU) for Hungary • Electronic Invoicing (FPA) for Italy • Electronic Documents (CFDI) for Mexico • Electronic Invoices and Deliveries for Portugal • Immediate Information Supply (IIS or SII) for Spain <p>The setup of electronic documents and related protocols is managed in SAP Business One client.</p>

Feature	Description
Enhancements in Purchasing Apps	<ul style="list-style-type: none"> • The new apps Create Goods Receipt PO and Create A/P Invoice are available which enable you to create new documents. • Goods receipt POs and A/P invoices are now also available in detailed view where you can carry out various actions, such as: <ul style="list-style-type: none"> • Create a new goods receipt PO and A/P invoice. • View or edit goods receipt PO and A/P invoice. • Copy goods receipt PO to A/P invoice (list view and detailed view). • View the relationship map • You can now copy purchase quotation or purchase order also to goods receipt PO and A/P invoice (list view and detailed view). <div style="background-color: #f0f0f0; padding: 10px; margin-top: 10px;"> <p>i Note</p> <p>Purchase orders, goods receipt POs and A/P invoices are not supported in Brazil and India localizations.</p> </div>
Enhancements in Cross Topics in A/R & A/P	<ul style="list-style-type: none"> • In the list view of a marketing document, you can now copy one or more item lines that are for a same business partner to target documents. • You can move up and down item rows in Create mode for all marketing documents. You can move up and down item rows in Edit mode for the following documents: <ul style="list-style-type: none"> • Sales Quotations • Sales Orders • Purchase Quotations • Purchase Orders • In the list view of a marketing document, in filter field Series, you can now choose not only manual series but also all existing series numbers of the specific documents. You can define the series numbers in SAP Business One client (Administration > System Initialization > Document Numbering). Only when you are granted the relevant series group authorizations in SAP Business One client, can you open the document detailed view. • In a marketing document, when you type a business partner or item in an autocomplete field, you can now find the relevant object group names instead of object internal keys in both pop-up list and choose from list forms.
Enhancements in Business Partners App	<ul style="list-style-type: none"> • In the list view, there is a new Business Partner Addresses view under My Views in the upper left corner. With this view, you can now view the address details of each business partner and search for a specific business partner using the address components. • In the detailed view, you can now create activities, opportunities, service calls and marketing documents for the current business partner by clicking the new Create dropdown list in the upper right corner.

Feature	Description
Enhancements in Service Apps	<ul style="list-style-type: none"> • On the Manage Service Calls page, you can now do the following: <ul style="list-style-type: none"> • Close service calls and reopen closed service calls. • Filter service calls by fields from the Scheduling tab and Related Documents tab on the Service Call page. • Filter service calls by existing and manually entered series numbers. • Personalize the display of columns as well as sort, filter, and group data. • Export service calls data to a Microsoft Excel file. • View service calls in Card View and Chart View. • Call ID is hidden or replaced by Call Number in the following Service Call objects: <ul style="list-style-type: none"> • Service Call details page • Manage Service Calls page • Service Call quick view • Relationship map with service calls
Enhancements in Analytics Apps	<p>A new app User-Defined Queries (UDQs) is available in the Analytics group. With this app, you can carry out the following tasks:</p> <ul style="list-style-type: none"> • Create, edit, remove, and copy UDQs. These UDQs will also be available in the SAP Business One desktop client. • Update existing UDQs created in the SAP Business One desktop client that do not include run-time parameters or expressions which change field labels. • Present newly created and existing UDQs in standard List Views and utilize all the standard functions on the List View screen. <p>In addition, you can select a UDQ as a Data Source for cards on the General Overview screen.</p>

Feature	Description
Enhancements in Extensibility	<ul style="list-style-type: none"> • Web Client Tiles Extensions Enhancements <ul style="list-style-type: none"> • Your extension app is now opened in full screen by default. • You can now configure the tile without a default title, as most mashup apps will have a title of their own and you don't want the title displayed twice. The tile property <code>EnableTitleHeader</code> is added in <code>WebClientExtension.json</code>, with a default value of <code>False</code>. • You can now configure the tile with a numeric KPI value by enabling the property <code>dynamicContent</code> in <code>WebClientExtension.json</code> and configure the endpoints of the KPI service. You can also specify the Dynamic Content field in the VS Code wizard. • Support Microsoft Blazor Web Client supports Tile Links and Extensions using various technologies. In addition to the current mashup frameworks (Fiori/SAPUI5, React, Vue and Angular), Microsoft Blazor is also supported now, so you can build interactive web UIs using C# instead of JavaScript. • Generating Web Client Views URLs with APIs You are now able to use APIs to generate URLs for the list view and detailed view of an object. The following newly supported objects are: <ul style="list-style-type: none"> • UDQ Administrator • Goods Receipt PO • A/P Invoice • Incoming Payments • Outgoing payments • Journal Entry • Time Sheet

3.2 Sales, Purchasing, and Service

Feature	Description
New Fields in Blanket Agreements Fulfillment Report	<p>Four new fields are available in the <i>Blanket Agreement Fulfillment Report</i> under <i>Sales Reports</i>, <i>Purchasing Reports</i>, and <i>Sales and Purchasing Reports</i>:</p> <ul style="list-style-type: none">• <i>Cumulative Ordered Qty</i>: the cumulative open quantity in purchase orders or sales orders which relates to the blanket agreement.• <i>Cumulative Ordered Amount</i>: the cumulative open amount in purchase orders or sales orders which relates to the blanket agreement.• <i>Total Open Qty</i>: the sum total of Planned Quantity - (Cumulative Quantity + Cumulative Ordered Quantity).• <i>Total Open Amount</i>: the sum total of Planned Amount - (Cumulative Amount + Ordered Amount) in local currency.
GST Electronic Billing (E-Billing) Enhancements in India	<p>For electronic billing, you now need to use the new protocol dedicated solely to this feature. With this new protocol, you can perform the following:</p> <ul style="list-style-type: none">• Generate a single consolidated json file for multiple invoices or credit memos.• Generate the json file again after you correct errors in the documents. <p>For more information, see SAP Note 3114295 .</p>
Purchase Request Report Enhancements	<ul style="list-style-type: none">• A new column, <i>G/L Account</i>, is added to the report. With this editable column, you can update the G/L accounts in the purchase request report.• The <i>G/L Account</i> column will be updated every time you update relevant information in the report, such as the vendor code, or the warehouse. It is updated according to the rules defined in the account determination.• When you create purchase orders from the report, the information will be retrieved from the report, while not from the original purchase requests.

3.3 Financial Management

Feature	Description
Selection Criteria Enhancement for the Withholding Tax Report in the Israel Localization	<p>In the localization for Israel, when generating a monthly withholding tax report, you can select the <i>Exclude Transactions with Code 18</i> checkbox to exclude transactions with code 18 from the report. Code 18 only needs to be included when generating an annual withholding tax report.</p>

Feature	Description
Intrastat Changes for Spain	<p>Intrastat reporting for the year 2022 in the localization for Spain is enhanced as follows:</p> <ul style="list-style-type: none"> • A new field, <i>Intracommunity VAT ID</i>, is added to the export declaration file and is mapped to the <i>Business Partner Federal Tax ID</i> field. • Changes have been made to several Intrastat fields in the Intrastat settings for import and export transactions. • When generating the declaration file, the system splits files that have more than 1000 lines. A new GEP file is available for download. For more information, see SAP Note 3115950.
Immediate Information Supply Changes for Spain	<p>The Immediate Information Supply (IIS or SII) functionality for the Spain localization is enhanced to meet the EU legislation related to the VAT One Stop Shop (OSS) scheme as follows:</p> <ul style="list-style-type: none"> • When setting up tax groups (Administration > Setup > Financials > Tax > Tax Groups), in the <i>Special Regime</i> ("Regimen especial") field, a new code is added for output tax: <i>17 - Operación acogida OSS e IOSS</i>. • The destination of the EFM file AR_DocumentItemsAndServicesC.SPP has been changed. <p>For more information, see SAP Note 3115855.</p>
MTD and Period Type for Report Generation for the UK	<p>New options are available for <i>Period Type for Report Generation</i> and therefore MTD and BAS reporting:</p> <ul style="list-style-type: none"> • BAS reporting dates can be based on posting dates for company fiscal (financial or accounting) quarters or years. • New options "Fiscal Year" ("Accounting Year" under UK English settings) and "Fiscal Quarter" are available for <i>Period Type for Report Generation</i> so that <i>Posting Dates</i> from <i>Posting Periods</i> (Administration > System Initialization > Posting Periods > Posting Dates) are used as start dates for BAS and MTD reports.
Tax Summary Report Enhancements for Italy	<p>The Tax Summary Report for the localization for Italy is enhanced as follows:</p> <ul style="list-style-type: none"> • Split payment amounts reported for both debit and credit are displayed in the <i>Split Payment</i> row. • In <i>Tax Summary Report</i> window, you can manually enter a negative amount in the <i>Credit from Previous Year</i> field. <p>For more information, see SAP Note 3108493.</p>

Feature	Description
Electronic Invoicing Changes for Italy	<p>Exemption letter registration dates can be stored, along with other exemption letter information, in <i>Business Partner Master Data</i> and then reported as required by the authorities.</p> <p>A new processing target "FPA Connector v1" is available in <i>Document Settings</i> to submit electronic documents to the authorities through Electronic Document Service (EDS).</p>
VAT Layout and XML Updates for Russia	<p>Updated Crystal Reports, VAT layouts, and XMLs are available for the Russia localization, including:</p> <ul style="list-style-type: none"> • Crystal Report layouts for tax invoices and correction tax invoices • VAT files with new XSD schema for sales ledgers, purchasing ledgers, and their additional lists, journals, and VAT declarations
Withholding Tax Calculations by Document for Argentina	<p>A new option is available to calculate withholding tax by document ("por documento" as a system user-defined field in Spanish). The option is available in the <i>Base Accumulator</i> dropdown in the <i>Formula Generator</i> section of <i>WTax Formula - Setup</i>.</p>
Folio Number Enhancements for Chile	<p>New options <i>Update Folio</i> and <i>Select Unprinted Documents</i> are available in the <i>Folio Number Assignment</i> wizard to expand folio management capabilities.</p> <p>Companies that are set up for Chile in <i>Company Details</i> produce the same folio number for the first page and last page of marketing documents, no matter how many rows exist in the document.</p>
Electronic Document Series Approval and Reporting with ATCUD for Portugal	<p>A new option <i>Enable Electronic Approval for Series</i> is planned for the <i>Basic Initialization</i> tab of <i>Company Details</i>. When <i>Enable Electronic Approval for Series</i> is selected, the tab <i>Electronic Communication</i> in <i>Document Settings</i> is activated with the following fields:</p> <ul style="list-style-type: none"> • Series Cancellation Electronic Format • Series Finalization Electronic Format • Series Registration Electronic Format • URL for Series Registration Service <p>When a series is reported to the authorities, a unique ATCUD code is received back from the authorities.</p>
E-Books Updates for Greece	<p>E-Books is an existing electronic-reporting feature in the Greece localization that is being updated. The updates include:</p> <ul style="list-style-type: none"> • The introduction of accountant credentials • Self-pricing with default options based on invoice type
Tax Reports and EU Sales Reports Through EDS for the Netherlands	<p>EDS (Electronic Document Service) is used to communicate and submit generated Tax Reports (BAS reports) and EU Sales Reports to the authorities in the Netherlands.</p>

Feature	Description
eTDS enhancement in India	In the <i>Withholding Tax - Setup</i> window, a new column <i>Apply Tax Exemption after Threshold</i> is added. For more information, see SAP Note 3109923 .
Fixed Asset Enhancement	If a fixed asset is assigned a depreciation type whose calculation base is <i>Monthly</i> , you can now create revaluation transactions for it at the end of a month. This revaluation will affect the planned depreciation of this asset from the next month onwards.
Audit File (FEC) Enhancements for France	<p>The audit file (FEC) for the localization for France is enhanced due to new requirements for reporting the SIRET code identifier.</p> <ul style="list-style-type: none"> In the <i>Company Details</i> window, on the <i>Accounting Data</i> tab, the following two new fields are displayed: <ul style="list-style-type: none"> <i>Company Type</i> <i>Share Capital Amount</i> The structure of the FEC audit file now contains an additional column (column 19) displaying the SIRET code in the <i>CodeEtb</i> field. <p>For more information, see 3121615.</p>

3.4 Banking

Feature	Description
Electronic Checks (E-Checks) and Commitment Limit	<p>The following functions are available in Argentinian localizations:</p> <ul style="list-style-type: none"> Use e-checks for outgoing payments. Prolong the due date of the commitment limit based on the due date of checks.

3.5 Human Resources

Feature	Description
Employee Master Data Enhancement	Changes to team-related information on the <i>Membership</i> tab of the employee master data are now available in the <i>Change Log</i> window.

3.6 Cross Module Topics

Feature	Description
Enhancements to Attachments	<ul style="list-style-type: none">You can now manage attachments in the <i>Bill of Materials</i> window on the <i>Attachments</i> tab.In <i>Document Settings</i>, on the <i>General</i> tab, a new <i>Attachments</i> field contains the following options:<ul style="list-style-type: none"><i>Copy Attachments from BOM to Production Order</i> - Selecting this checkbox enables the system to automatically copy attachments from bills of materials to production orders. If this global option is selected, on the <i>Attachment</i> tab of the <i>Bill of Materials</i> window, the <i>Copy to Production Order</i> checkbox is selected by default.<i>Do Not Overwrite Attachments with the Same File Name</i> - Selecting this checkbox allows you to upload files with the same name as an existing file without overwriting the existing file. The system generates a unique name for the new file by automatically adding a full timestamp to the file name.
New Printing Option for Crystal Reports Layouts	You now have a new option of printing Crystal Reports layouts, that is, printing them in the backend, to improve the printing speed and avoid the system hanging during the printing. For more information, see SAP Note 3107515 .

3.7 Lifecycle Management

Feature	Description
Operating System	<p>SAP Business One, version for SAP HANA newly supports the following operation systems:</p> <ul style="list-style-type: none">SUSE Linux Enterprise Server 15 SP3 (x86_64)SUSE Linux Enterprise Server for SAP Application 15 SP3 (x86_64) <p>When you upgrade the operating system to release 15 SP3, ensure that you use SAP HANA Enterprise Edition 2.0 SPS 05 Revision 056 for SAP Business One, version for SAP HANA.</p>
Sever Tools Migration from 32-bit to 64-bit	The server tools, including components Workflow, DI Server and Service Manager, are migrated from 32-bit to 64-bit. They are now installed from the Component Wizard (Packages.x64\ComponentsWizard).

Feature	Description
Change Password for SAP Business One Company Users	On the company user logon pages for components like Web Client and Mobile Service, you can now change passwords for SAP Business One company users.

3.8 Platform and Extensibility

Feature	Description
New Version of SAP Crystal Reports Layouts and Reports Available	A new version of the SAP Crystal Reports layouts and reports for SAP Business One 10.0 and SAP Business One 10.0, version for SAP HANA is now available in the SAP Partner Portal. For more information, see SAP Note 3115620 .
Query Manager Enhancements	In the <i>Query Manager</i> window (from the <i>Tools</i> menu, choose ► Queries ► Query Manager ►), the context menu is enhanced when you right-click a user-defined query. In the context menu, you can now: <ul style="list-style-type: none"> • Choose <i>Rename</i> to rename a user-defined query. • Choose <i>Edit</i> to edit a user-defined query without executing it.
Field Length Increased	<ul style="list-style-type: none"> • The length of all Telephone and Fax fields in SAP Business One is extended to 50 characters. • The length of the <i>Foreign Name</i> field (OITM.FrgnName) in <i>Item Master Data</i> is extended from 100 to 200 characters.
Get Current User in Service Layer	In the Service Layer, a new function, <code>UsersService_GetCurrentUser</code> , is available for you. This function returns the current SAP Business One user who logs in to the Service Layer and opens the session.

4 What's New in SAP Business One 10.0 FP 2108, version for SAP HANA

This chapter briefly describes major functional enhancements and modifications implemented in SAP Business One 10.0 FP 2108, version for SAP HANA.

i Note














For the most up-to-date information, see:

- SAP Note [3081443](#). This is a collective, overview SAP Note for SAP Business One 10.0 FP 2108, version for SAP HANA.
- SAP Note [2826199](#). This is a collective, central SAP Note for SAP Business One 10.0, version for SAP HANA.

4.1 Web Client

Feature	Description
General	<ul style="list-style-type: none">• A new option <i>Card View</i> is available alongside the <i>Table View</i> and <i>Chart View</i> in the table toolbar of all List Views. You can switch to <i>Card View</i> to design your own cards, and to present and analyze your data in a specific business area. Similar to the Table Views and Chart Views, Card Views can also be filtered, saved as tiles, and saved as your customized views within every List View screen.• If you use the SAP Business One Microsoft 365 Integration Service, when you select part or all of your business data in the following objects and export them to Excel files, the Excel files can now be uploaded to your Microsoft OneDrive folder automatically:<ul style="list-style-type: none">• Chart Views in all List Views• Cards in Card Views of all List Views and on Analytics Overview screens• Analytics Charts• When using Web Client for SAP Business One on IOS devices such as iPads, you can now take a photo with the device camera and use it as the BP or item image.• The option <i>Choose Layout</i> under <i>Preview</i> is now also available for opportunities and activities.• When you are previewing a document, you can now choose the link arrows to open the related objects. To go back to the preview, choose the <i>Back</i> button in the browser.
Licenses	<p>Support users can log in to Web Client with a Support user account without requiring a license. To log in as a Support user, the remote support platform (RSP) must be activated and an RSP system status report must have been uploaded within the last week.</p> <p>During login to Web Client, Support users need to provide the following information in the <i>Support User - Login Reason</i> form:</p> <ul style="list-style-type: none">• <i>Your Name</i>• <i>Login Reason</i>• <i>Additional Comments</i> <p>The activity of Support users is recorded in SAP Business One. You can check the Support user activity log in the <i>Access Log</i> window in SAP Business One client.</p>

Feature	Description
Enhancements on the Home Page	<ul style="list-style-type: none"> • Message Preferences is now available in Settings in the user area. The Message Preferences form allows you to manage the display of messages in various functional areas of SAP Business One. You can set whether you want messages specific to an app displayed or not. If you modify the message display settings in Web Client, the settings are applied to the corresponding messages in SAP Business One client, and vice versa. • The checkbox Remember my answer and do not show this message again is now displayed on warning and information messages in Web Client. If you modify the checkbox in Web Client, the message preference is also changed accordingly in SAP Business One client. Messages that are set not to be displayed in SAP Business One client can be modified in Web Client in Message Preferences.
New Service Apps Available	<p>4 new apps are available under the Service menu: Service Calls, Create Service Call, Solutions Knowledge Base, and Create Solution.</p> <p>With these apps, you can carry out the following tasks:</p> <ul style="list-style-type: none"> • Search and filter service calls and service call solutions. • View and manage different views of lists of service calls and solutions. • View, edit, and create service calls and solutions. • View a service call in a relationship map. • Remove single or multiple solutions.
New App Business Partner Catalog Numbers Available	<p>With the new app Business Partner Catalog Numbers, you can now view, add, delete, and edit catalog numbers. You can also view related BP catalog numbers from the business partner or item detailed view using the new button BP Catalog Numbers.</p>
Enhancements in Opportunity Apps	<p>More fields of the opportunity details documents can now be used as filters in the Manage Opportunities app:</p> <ul style="list-style-type: none"> • Last Stage and Last Sales Employee. • Fields under the tabs of Opportunity Partners, Opportunity Competitors, Interest Range, and Reasons.


Feature	Description
Enhancements in Sales Apps	<ul style="list-style-type: none"> • You can cancel A/R credit memos in the list view. • You can do the following with returns in the list view: <ul style="list-style-type: none"> • Copy returns to deliveries or A/R credit memos. • Close open or partially open returns. • Cancel returns. • The default value from the related business partner master data will be used when you copy a sales document from multiple base documents and a discrepancy exists in the header data. • Both Edit and Create modes in all sales documents are supported for the Brazil localization. • The View mode in all sales documents is supported for the India localization. Both Edit and Create modes are supported for the India localization in the following sales documents: <ul style="list-style-type: none"> • Sales Quotation • Sales Order • Delivery • Return • A/R Invoice • A/R Reserve Invoice • The following enhancements are available for the allocation of batch numbers, serial numbers, and bin locations for items in Sales documents: <ul style="list-style-type: none"> • Copy function <p>When you use the <i>Copy From</i> or <i>Copy To</i> option to copy from the following source documents to their target documents, the batch and serial numbers are copied as well:</p> <ul style="list-style-type: none"> •  <i>Sales Order</i>  <i>Delivery</i>  •  <i>Sales Order</i>  <i>A/R Invoice</i>  •  <i>Sales Order</i>  <i>A/R Reserve Invoice</i>  •  <i>A/R Reserve Invoice</i>  <i>Delivery</i>  <p>If the target documents are deliveries or A/R invoices, and bin locations are activated, bin locations will automatically be allocated in the target documents.</p> • Bin location allocation <p>A new column <i>Bin Location Allocation</i> is available in the table of items of relevant A/R documents when you allocate items from bin locations. <i>Bin Location Allocation</i> displays the quantity of items allocated from bin locations.</p> <p>In addition, you can choose the  <i>Value Help</i> icon to select batch or serial numbers and bin locations.</p> • Automatic selection

Feature	Description
	<p>A new option <i>Auto. Select</i> is available in all the windows of batch and serial numbers selection. You can use this option to automatically allocate available items from top to bottom to meet the required quantity.</p> <ul style="list-style-type: none"> Manually enter batch or serial numbers and bin locations <p>Now you can manually type batch or serial numbers and bin locations when you select batch or serial numbers and bin locations. As you type, you can choose batch or serial numbers and bin locations from an auto-suggestion list.</p>
<p>Enhancements in Purchasing Apps</p>	<ul style="list-style-type: none"> New apps <i>Create Purchase Quotation</i> and <i>Create Purchase Order</i> are available which enable you to create new documents. Purchase quotations and purchase orders are now also available in detailed view where you can carry out various actions, such as: <ul style="list-style-type: none"> Create a new purchase quotation or purchase order. View or edit purchase quotation or purchase order. Copy purchase quotation to purchase order (list view and detailed view). Cancel purchase quotation or purchase order (list view and detailed view). View the relationship map.
	<div style="background-color: #f0f0f0; padding: 5px;"> <p>i Note</p> <p>Creating purchase quotations is not available for the India localization.</p> </div>
<p>Enhancements in Cross Topics in A/R & A/P</p>	<ul style="list-style-type: none"> You can now manage the following additional document types in <i>Documents in Approval Process</i> and <i>Sales & Purchasing Drafts</i>: purchase quotations and purchase orders. When adding a marketing document that generates a journal entry, a warning message is displayed to inform you that you cannot change the document after you have added it. The warning message is displayed when choosing the <i>Add</i> button on the following marketing documents: <ul style="list-style-type: none"> A/R invoices A/R reserve invoices Deliveries Returns A/R credit memos
<p>Enhancements in Business Partners App</p>	<p>You can now view <i>Checks Balance</i> in the header of the business partner detailed view. It displays the value of the open checks not yet deposited, endorsed or canceled for the customer.</p>
<p>Enhancements in Activity App</p>	<p>You can now get notifications of assigned activities if those activities are assigned to a recipient list or multiple recipients that include you.</p>


Feature	Description
Enhancements in Extensibility	<ul style="list-style-type: none"> VS Code Wizard for SAP Business One Web Client Extensions This is a new wizard that runs as a Visual Studio Code extension. This wizard can help you package your Web Client app so you can deploy it into the Extension Manager. Generating Web Client Views URLs with APIs You are now able to use APIs to generate URLs for the list view and detailed view of an object. The following newly supported objects are: <ul style="list-style-type: none"> Purchase Quotation Purchase Order Service Call Solution Knowledge Base Business Partner Catalog Numbers

4.2 Administration

Feature	Description
Sorting in Approval Decision Reports	In an Approval Decision Report, if you sort the documents by column header, and then approve or reject any documents and update the report, the sort order of the documents in the updated report remains unchanged.
Substitute Authorizers for Approval Templates Enhancements	<ul style="list-style-type: none"> Substitute authorizers can now receive approval process alerts. Substitute authorizers can access the Request for Generation Approval/Request for Update Approval window to handle approval requests for generating or updating a document.
Move Documentation Deliverables to SAP Help Portal	Product documentation shipment methodology is enhanced. The documentation deliverables in the Documentation folder have moved to the SAP Help Portal, where you can access the latest (and previous) product documentation.
Display Company Name First in Minimized SAP Business One Client Window	When you minimize the SAP Business One client to the tray, the window name upon hovering is changed from SAP BUSINESS ONE 10.0 - <Company Name> to <Company Name> - SAP Business One 10.0 .
Disabled Lock Screen Functionality on Browser Access	The Lock Screen functionality is now disabled on Browser Access. The Browser Access has a session timeout mechanism which can log the user out automatically when the user is not active on the Browser Access page for a certain amount of time. The Windows Lock function can also be used to lock the computer to ensure security.

Feature	Description
Login Activity of Support Users to Web Client Displayed in Access Log	The Access Log window in SAP Business One now displays the login activity of Support users in Web Client for SAP Business One.
Improve User Experience	Some display issues on 4K monitors have been resolved. We will continuously work on fixing display issues to improve your visual experience. Please refer to SAP Note 3089589  .

4.3 Sales, Purchasing, and Service

Feature	Description
Saving Marketing Documents as Drafts	<p>In sales and purchasing documents that support saving documents as drafts, two new options are available in Add mode to enable you to save drafts more efficiently:</p> <ul style="list-style-type: none"> Add Draft & New Adds the document draft and opens a new window for you to create another document. The function is the same as choosing <i>Save as Draft</i> from the context menu or from the <i>File</i> menu. Add Draft & View Adds the document draft and displays the draft in <i>View</i> mode. This allows you to view the document draft without searching for the draft in the Document Draft Report. <p>This option is available in all localizations.</p>
E-Way Bill Enhancements in India	The exported json file is enhanced with the support of TCS, freights, and reverse charges. For more information, see SAP Note 3084559  .
Handling Different Currencies for Multiple Currency Business Partners	You can now define the special currencies in the BP, marketing documents, payments and blanket agreements, and can change the default currency manually.

4.4 Financial Management

Feature	Description
Update of 1099 Form	<p>In USA localizations, when you create a new company database, you will find that the boxes for 1099 forms are updated according to the authority's documents for the year 2021.</p> <p>In both existing databases and new databases, the box description for each box is editable.</p>
VAT Layout and Report Changes for Russia	<p>Effective from July 1st 2021, full information about traceable items is required to be reported in tax invoices and VAT reports. You can now download new Crystal Reports layouts for tax invoices and correction tax invoices, and electronic VAT reporting files. For more information, see SAP Note 3085020.</p>
VAT Report Changes for Russia	<p>New columns providing the following information have been added in ledgers and the <i>Commission Trade Tax Invoice Journal</i>.</p> <ul style="list-style-type: none"> • CCD No. • UoM code • Quantity under the CCD • Cost under the CCD
E-Books Changes for Greece	<p>E-Books is an existing electronic-reporting feature in the Greece localization that is being updated in version 10.0 FP 2108. Changes include:</p> <ul style="list-style-type: none"> • A new Open E-Books report to identify E-Books objects that are not linked to marketing documents. • Automatic filling of MARK information based on VAT IDs, document dates, and document totals. Expense classifications are reported to the authorities based on matched A/P documents. • Options to manage E-Books through DI API.
Withholding Tax Enhancements for Mexico	<p>Changes to withholding tax in the Mexico localization include:</p> <ul style="list-style-type: none"> • Withholding tax information is accessible from document headers. • Draft documents can be processed after the setting <i>Post Payment Category Withholding Tax in the Invoice</i> has been selected.
Electronic Invoicing for Italy	<p>Changes to electronic invoicing in the Italy localization include:</p> <ul style="list-style-type: none"> • A/P invoices, credit memos, and down payment invoices from business partners outside Italy can be reported to the authorities through electronic document XML files.
MTD and VAT Returns for the UK	<p>Changes to MTD (Making Tax Digital) and VAT Returns in the UK localization include:</p> <ul style="list-style-type: none"> • Updated wordings are planned for VAT Returns submitted through MTD. • Reverse charges are to be available for scenarios such as building and construction services.

Feature	Description
RUT Field Change for Chile Localization	RUT is the Chile localization-specific name for what is otherwise known as Federal Tax ID or Fiscal ID. A new option <i>Allow more than 13 characters for field "RUT"</i> is planned for a section <i>Preferences for RUT</i> .
Reverse Charges for A/R Marketing Documents and Nondeductible Tax Codes in EU, UK and GB localizations	<p>A new option for reverse charges is planned for A/R marketing documents.</p> <p>A new option for nondeductible tax codes in payments is planned to allow VAT to not be reclaimed for certain transactions.</p>
Period-End Closing Enhancements	<p>You can now select series, transaction code and indicator for creating closing balance and opening balance transactions in period-end closing.</p> <p>You can now also select series for creating exchange rate differences transactions and conversion differences transactions.</p>
Internal Reconciliation Enhancement in Israel	For the same business partner, you can now reconcile a transaction of any type with a payment that has paid a down payment request and is not yet linked to an invoice.
Fixed Asset Enhancements	<ul style="list-style-type: none"> In the <i>Account Determination - Setup</i> window, you can now define the offset account for the revaluation reserve account in the new field <i>Revaluation Account</i>. The default value is the same as the asset balance sheet account. Instead of the asset balance sheet account, this new account will be used in asset revaluation transactions with indirect depreciations, that is, you have selected <i>Indirect Posting</i> in the <i>Posting of Depreciation</i> dropdown list for the depreciation area of the asset revaluation transactions. On the <i>General</i> tab of the <i>Depreciation Types - Setup</i> window, after you select the <i>Round Year End Book Value</i> checkbox, you can now select a rounding method from the following: <i>Truncate to Integer</i> (previous behavior), <i>Round Up to Integer</i>, and <i>Round Down to Integer</i>.
Enable Refresh Function in Financial Reports	<p>Previously, after you had run some reports and then added new transactions or updated existing transactions in the application, you needed to close the report and reopen it to refresh it. Now the refresh function on the reports is enabled. When you click the <i>Refresh Record</i> icon, the latest refreshed report will be displayed.</p> <p>The enhancement is available in the following reports:</p> <ul style="list-style-type: none"> ► <i>Financials</i> ► <i>Financial Reports</i> ► <i>Comparison</i> ► <i>Balance Sheet Comparison</i> ► ► <i>Financials</i> ► <i>Financial Reports</i> ► <i>Comparison</i> ► <i>Profit and Loss Statement Comparison</i> ►

4.5 Inventory and Distribution

Feature	Description
Generating Electronic Inventory Count Reports	<p>In Portuguese localizations, electronic inventory count reports are updated according to authority requirements.</p> <p>You can generate electronic inventory count reports directly from the menu</p> <p>► Inventory ► Inventory Reports ► Electronic Reports ► Comunicação dados existências ►</p>
Enhancement in Business Partner Catalog Numbers	<p>You can now define descriptions for each BP catalog number.</p>

4.6 Banking

Feature	Description
Bank Statement Processing (BSP) Enhancements	<ul style="list-style-type: none">• In the Bank Statement Details window, you can now select multiple bank statement lines for the same invoice.• You can now import CAMT53 bank statements with a timestamp of 24:00:00.

4.7 Human Resources

Feature	Description
Configuration for Employee Name Display	<p>In the employee master data, you can now configure the display of employee names in a more flexible way.</p> <div><p>i Note</p><p>This enhancement is not available in the Russia and Ukraine localizations.</p></div>

4.8 Lifecycle Management

Feature	Description
Silent Installation for Software Development Kit (SDK)	When you select Software Development Kit (SDK) in the SAP Business One Setup Wizard, the Software Development Kit (SDK) is installed silently. You are no longer prompted with an InstallShield Wizard for the SDK installation.
SAP HANA Database and SAP HANA Client	SAP Business One, version for SAP HANA supports both SAP HANA Enterprise Edition 2.0 SPS 05 Revision 056 for SAP Business One, version for SAP HANA (SAP HANA Client Version 2.7.26) and SAP HANA Enterprise Edition 2.0 SPS 05 Revision 050 for SAP Business One, version for SAP HANA (SAP HANA Client Version 2.7.26).

4.9 Platform and Extensibility

Feature	Description
Crystal Reports Layout Changes for Portugal	You can now use the following system Crystal layouts with the new QR code field and digital signature: <ul style="list-style-type: none">• Delivery - <i>Entregas com código QR (PT) (System)</i>• Return - <i>Devoluções com código QR (PT) (System)</i>• A/R invoice - <i>Fatura com Código QR (PT) (System)</i>• A/R credit memo - <i>Nota crédito cliente com código QR (PT) (System)</i>• Incoming payment - <i>Receipt QR (EN) (System) and Recibo QR (PT) (System)</i>
User ID Added into SBO_SP_TransactionNotification	You can now update the store procedure <code>SBO_SP_TransactionNotification</code> by providing the <code>user_id</code> parameter to get the user ID of the person who makes transactions. For more information, see SAP Note 1320484 .
Enable API Gateway CORS Configuration	You can now configure CORS (Cross-Origin Resource Sharing) in API Gateway from the newly added node <code>corsStrategy</code> of the configuration file <code><installation path>\conf\gatewaysettings.xml</code> .
OData Client for Service Layer	As of SAP Business One 10.0 FP 2108, we recommend that you use Service Layer OData v4 and the new OData client. Acting as a .Net library, this client provides a LINQ-enabled client API for issuing OData queries and consuming OData JSON payloads, and allows you to consume data from and interact with OData services from .Net apps effectively and efficiently.

Feature	Description
Service layer SQL Query Enhancement	In the Service Layer, the entity SQLQueries supports more tables: JDT1, OCRC, OCRH, ODPS and OJDT.
Expose New Object Pictures in Service Layer	You can now upload and download images using Service Layer. The new object Pictures is available for you to handle the operations.
Expose New Objects and Properties in DI API and Service Layer	<p>In the Italy localization, the following objects and properties are exposed in the DI API and Service Layer:</p> <ul style="list-style-type: none"> • PaymentReasonCode • WTaxTypeCode • ExceptionalEvent • EmploymentCategory • ContactEmployees.ForeignCountry

5 What's New in SAP Business One 10.0 FP 2105, version for SAP HANA

This chapter briefly describes major functional enhancements and modifications implemented in SAP Business One 10.0 FP 2105, version for SAP HANA.




i Note

For the most up-to-date information, see:

- SAP Note [3045880](#). This is a collective, overview SAP Note for SAP Business One 10.0 FP 2105, version for SAP HANA.
- SAP Note [2826199](#). This is a collective, central SAP Note for SAP Business One 10.0, version for SAP HANA.

5.1 Web Client

Feature	Description
General	<ul style="list-style-type: none">List view and charting functionality:<ul style="list-style-type: none">Aggregated date fields are added as additional filters and dimensions to every date type of field in every List View. You can quickly filter lists and charts or select date dimensions by additional time spans.In a List View, Chart View, analytical chart, or analytical card, you can export your ad-hoc selection of data points to Microsoft Excel, if you have full authorization to export to Excel.If an offset date formula is used for a date type of filter field, the specific <i>From</i> and <i>To</i> dates resulting from the date offset formula are now displayed inside brackets alongside the formula. The format of the field value is: <code><Offset Date Formula> (<From Date>...<To Date>)</code>.<i>Send Email</i> option:<p>You can now easily share list views and reports with colleagues by clicking the <i>Share</i> menu and choosing the <i>Send Email</i> option. The <i>Send Email</i> option is available in all list views, including user-defined objects and tables, and analytics views. The body of the email contains a link with the URL of the displayed view, and the subject line indicates the object and view names. Only recipients with relevant authorizations are able to access the data.</p>When you are previewing documents, you can now choose the link arrow to open relevant object pages that you have authorizations for, such as business partners and items.Under <i>Preview</i>, you can use the new option <i>Choose Layout</i> to preview documents using different Crystal Reports layouts.When choosing business partners or items in documents, you now have more options and flexibility for setting filters in the filter bar, and selecting columns to show in the table, using the <i>Adapt Filters</i> window and the <i>Define Column Properties</i> window, respectively. User-defined fields (UDFs) are also supported as filters and columns.Microsoft 365 integration enablement:<p>You can now work with SAP Business One Microsoft 365 integration in Web Client.</p><p>For list views, previously, you can export the list to a local Excel file. Now, you can export the list to Microsoft OneDrive as an online Excel file.</p><p>For detailed views, you can export the following sales documents to Microsoft OneDrive as Excel files and view them online. The standard templates, which are similar to the SAP Business One client, are used when exporting to Excel.</p><ul style="list-style-type: none">Sales QuotationSales OrderDelivery

Feature	Description
	<ul style="list-style-type: none"> • Return • A/R Invoice • A/R Reserve Invoice • A/R Credit Memo <p>For example, you can open an existing sales order and choose  Share</p> <p> Export To Excel .</p>
Enhancements on the Home Page	<ul style="list-style-type: none"> • The <i>Training</i> tile in <i>Useful Links</i> is renamed to <i>Upskill Yourself</i>. The <i>Upskill Yourself</i> tile opens the <i>Learn SAP Business One Web Client</i> page where you can access up-to-date videos and resources. • You can access the <i>Extension Help</i> (formerly <i>API Help</i>) under <i>Extensions</i>. • You can now open the SAP Support Portal using the <i>Contact Support</i> icon in the user area. • The Web Assistant, or in-app help, is now available to provide you with context-specific information while you work. Access the Web Assistant by choosing the <i>Open Help</i> icon in the upper right corner of the screen. A help panel is displayed, ready to assist you with the following types of help: <ul style="list-style-type: none"> • Context Help - Provides context-specific help for UI elements. • Guided Tours - Leads you through a process step-by-step. • What's New - Highlights new content for the current release. • <i>About...</i> - Opens a link to the relevant section in the user guide for a topic (for example, <i>About Opportunities</i>). • Videos - Access up-to-date videos about various processes in Web Client. <p>UI elements for which help is available are displayed in the help panel and emphasized by a hotspot; choosing one of the tiles in the panel or clicking the hotspot displays the help content for that field or screen area. A search bar at the top of the panel allows you to search for a particular help topic. Web Assistant content is available in all languages supported by SAP Business One. It is displayed according to the language you select in Web Client.</p>
New App Opportunities Available	<p>A new app Opportunities is available as of SAP Business One 10.0 FP 2105. You can do the following with this app:</p> <ul style="list-style-type: none"> • Search and filter sales and purchasing opportunities. • View and manage different views of lists of opportunities. • View, edit, and create opportunities. • Set single or multiple opportunities as won or lost. • Reopen and remove single or multiple opportunities.

Feature	Description
Enhancements in Sales Apps	<ul style="list-style-type: none"> • Returns and A/R credit memos are supported in both Edit and Create modes in the detailed view. • A new app A/R Reserve Invoice is available. You can do the following with this app: <ul style="list-style-type: none"> • Search and filter A/R reserve invoices in the list view. • Create a new A/R reserve invoice. • Copy A/R reserve invoices to deliveries or credit memos (list view and detailed view). • Cancel A/R reserve invoices (list view and detailed view). • View or edit an A/R reserve invoice. • View the relationship map. • Enhancements for the Copy From and Copy To functions: <ul style="list-style-type: none"> • You can choose to keep the existing rows when copying from base documents. • The default value from the related business partner master data will be used when you copy a sales document from multiple base documents and a discrepancy exists in the header data. • Enhancements for the relationship map: <ul style="list-style-type: none"> • Opportunity is supported in the relationship map. • A new toolbar is added with the <i>Referenced Documents</i> and <i>Zoom In/Out</i> buttons. • Serial/Batch Number and Bin Location selection enablement: <ul style="list-style-type: none"> • When you add outgoing items managed by Serial Numbers or Batch Numbers to sales orders, deliveries, A/R reserve invoices, or A/R invoices, you can now select Serial Numbers or Batch Numbers for the items. • When you add outgoing warehouses with bin locations for items in deliveries or A/R invoices, you can now select bin locations for the items.
Enhancements in Purchasing Apps	<p>The <i>Purchase Quotation Comparison Report</i> view is now available in the <i>Manage Purchase Quotations</i> list view. The report helps you to find the best offer from vendors by allowing you to compare the most favorable parameters, such as the lowest price and earliest quoted date. By default, the report is grouped by item number, and sorted by price and quoted date. In <i>View Settings</i>, you can change the sorting or grouping.</p>
Enhancements in Cross Topics in A/R & A/P	<ul style="list-style-type: none"> • Fields in Marketing Documents' Choose from List: <ul style="list-style-type: none"> • You can now choose many more fields in the marketing documents' columns settings and in the <i>Adapt Filters</i> form. • You can now manage the following additional document types in <i>Documents in Approval Process</i> and <i>Sales & Purchasing Drafts</i>: returns, A/R credit memos, and A/R reserve invoices. Note that only sales documents are currently available in <i>Sales & Purchasing Drafts</i> and <i>Documents in Approval Process</i>.

Feature	Description
Enhancements in Items App	<ul style="list-style-type: none"> <li data-bbox="616 367 1394 465"> <p>• New <i>Tax</i> Tab Available All tax data in the items detailed view is now moved to a new dedicated <i>Tax</i> tab.</p> <li data-bbox="616 477 1394 663"> <p>• Item Duplication Enhancements You can now choose not to duplicate bar codes while duplicating items by deselecting the <i>Duplicate Bar Codes While Duplicating Items</i> checkbox in the Administration > System Initialization > General Settings > Inventory Item tab of the SAP Business One client.</p> <li data-bbox="616 674 1394 927"> <p>• Releasing Inventory Below Minimum Level Check The <i>Response to Release / Receipt of Inventory Outside Defined Range</i> settings defined in the SAP Business One client (Administration > System Initialization > Document Settings > General tab) and relevant authorization is now supported in Web Client. When you add a delivery or an A/R invoice which cause one or more of the included items to fall below inventory minimum level, the warning message appears.</p> <li data-bbox="616 938 1394 999"> <p>• Authorizations The <i>Disable DI API Permission Check</i> authorization is ignored in Web Client.</p>

Feature	Description
Enhancements in Business Partners App	<ul style="list-style-type: none"> You can define a default currency and which other currencies will not be displayed in documents of a specific multi-currency business partner. Based on this definition, you will see in the specific business partner marketing documents and payments documents only the currencies that were included. For more information, see SAP Note 3047174. You can now view the following in the business partner detailed view: <ul style="list-style-type: none"> <i>Credit Limit Utilization</i> progress bar in the header: it shows the current progress of credit limit utilization for the customer. It is only displayed when the <i>Credit Limit</i> checkbox is selected on the Administration > System Initialization > General Settings > BP tab in the SAP Business One client.
	<div style="border-left: 2px solid #0070C0; padding-left: 10px;"> <p>i Note</p> <p>This bar also appears for the business partner in the following documents: sales quotations, sales orders, deliveries, A/R reserve invoices, and A/R invoices.</p> </div>
	<ul style="list-style-type: none"> <i>EDI Message</i> fields on the <i>Additional Data</i> tab. The fields are only available when the <i>EDI</i> checkbox is selected on the Administration > Integration Service > Integration Packages > Integration Service – Integration Packages Setup (All Companies) > Company tab in the SAP Business One client. <ul style="list-style-type: none"> Business partner bank information on the <i>Payment Terms</i> tab. <i>Payment Run</i> tab: information related to the payment wizard run. You can now display or hide inactive contact persons on the <i>Contact Persons</i> tab by selecting or deselecting the <i>Display Inactive Contact Persons in Business Partner Master Data</i> checkbox on the Administration > System Initialization > General Settings > BP tab in the SAP Business One client. You can now manage authorizations for the <i>Additional Data</i> tab through Administration > System Initialization > Authorizations > General Authorizations > Business Partners > Business Partner Master Data > Tabs in Web Client for SAP Business One > Additional Data Tab in the SAP Business One client. With the new <i>Connected Address</i> column on the <i>Contact Persons</i> tab, you can now link the business partner's existing addresses to the selected contact person. When you select a connected address, the address field for the contact person will be replaced with the selected address information, and become uneditable. When you update the connected address on the <i>Addresses</i> tab, it will be updated automatically on the <i>Contact Persons</i> tab.

Feature	Description
Enhancements in Analytics Apps	<ul style="list-style-type: none"> When you design a card on the General Overview screen, you can now use data from the following objects as a data source: <ul style="list-style-type: none"> Individual Web Client List Views. Analytical charts (as previously available). User-Defined Objects. User-Defined Tables. Users with different types of SAP Business One licenses have different access rights to Analytics objects.
Enhancements in Activity App	<ul style="list-style-type: none"> For an activity, with the new option Multiple Recipients in the Assigned To dropdown list, you can now assign the activity to a combination of users, employees or recipient lists. <div data-bbox="655 824 1398 972" style="background-color: #f0f0f0; padding: 5px;"> <p>i Note</p> <p>Recipient lists only appear when you have defined them in the SAP Business One client.</p> </div> <ul style="list-style-type: none"> In the activity list view, for activities whose sources are opportunities, you can click the source number to open a quick view with the opportunity details. <div data-bbox="655 1099 1398 1247" style="background-color: #f0f0f0; padding: 5px;"> <p>i Note</p> <p>Source Number is not a default displayed column. Choose View Settings to enable it.</p> </div>
Enhancements in Extensibility	<p>Web Client supports Tile Links and Extensions using various technologies (for example, Fiori/SAPUI5, React, Vue and Angular), manage the applications in a unified life cycle management, and interact with the Web Client API and the Service Layer in a straightforward and intuitive manner.</p> <p>These extensions will appear as new tiles in the Web Client Fiori Launch Pad, and blend seamlessly with the existing UI.</p>

5.2 Administration

Feature	Description
Set Default Price List in General Settings instead of in Payment Terms	<p>A new checkbox <i>Set Default Price List in General Settings instead of in Payment Terms</i> is available in the Administration > System Initialization > General Settings > BP tab, where you can set the default price lists for customers and vendors and in doing so stop using the price list setting in the <i>Payment Terms - Setup</i> window.</p> <p>For more information, see SAP Note 3047725.</p>
Substitute Authorizers for Approval Templates	<p>You can now define a substitute authorizer to manage the approval process for a particular approval template when the authorizer is out of office. You can specify the substitute authorizer in Administration > Approval Process > Substitute Authorizer for Approval Templates.</p> <p>For more information, see SAP Note 3050040.</p>

5.3 Sales, Purchasing, and Service

Feature	Description
Create QR Codes for A/R Invoices in Argentina	<p>You can create QR (Quick Response) codes on the PDF print layouts of electronic A/R invoices to meet the requirements of the authorities in Argentina. QR codes on A/R invoices contain the required information about marketing documents.</p> <p>A new option <i>Use FCEs as Payment Means</i> is available in <i>Business Partner Master Data</i> or on individual marketing documents to determine whether electronic credit invoices can be used as a means of payment.</p>

Feature	Description
Electronic Tax Invoice Changes for Russia	<p>A new protocol Electronic Tax Invoice for Russia for electronic documents is available. A/R tax invoices are included in Document Mapping Determination.</p> <p>Information about down payments is available in tax invoices when down payments are part of the marketing document chain. Down payment information such as payment number, dates and references is available.</p> <p>CCD information is traceable for the whole document chain from delivery until correction invoice</p> <p>Additional fields with information needed for electronic tax invoices generation, such as certificates of state registration for entrepreneurs, and electronic document operators are available in Business Partner Master, Company Details and Document Settings. Spp files for electronic document generation can be found in SAP Note 3059795.</p>
Tax Summary Report Enhancements for Italy	<ul style="list-style-type: none"> • The calculation logics have been updated for tax amounts in Tax on EU Transactions and Tax Reverse Charge. For more information, see SAP Note 2997220. • The calculation logics have been updated for amounts in Iva Esigibile and Iva Detratta of format Tax Summary Report IT 2018. For more information, see SAP Note 3045029.
Electronic Document Service and Electronic Document Framework	<p>Electronic Document Service (EDS) and Electronic Document Framework (EDF) are being updated and improved, to include the following changes:</p> <ul style="list-style-type: none"> • More information is available on the EDS monitor, including information about components and connectors, such as statuses. • XMLs of data sources, requests and responses, are compressed through zipping when transferred to and from EDF and SAP Business One.

5.4 Financial Management

Feature	Description
Enable Refresh Function in Financial Reports	<p>Previously, after you had run some reports and then added new transactions or updated existing transactions in the application, you needed to close the report and reopen it to refresh it. Now the refresh function on the reports is enabled. When you click the <i>Refresh Record</i> icon, the latest refreshed report will be displayed.</p> <p>The enhancement is available in the following reports:</p> <ul style="list-style-type: none"> ▶ Financials ▶ Financial Reports ▶ Financial ▶ Balance Sheet ▶ ▶ Financials ▶ Financial Reports ▶ Accounting ▶ General Ledger ▶ ▶ Financials ▶ Financial Reports ▶ Accounting ▶ G/L Accounts and Business Partner ▶
Tax Collected at Source (TCS) Enhancements in India	<ul style="list-style-type: none"> • You can now cancel A/R documents with TCS amounts, such as A/R invoice and credit memo. • You can now add the TCS amount in a standalone credit memo. • Automatic internal reconciliations are now supported by the system for all TCS related documents. <p>For more information, see SAP Note 3051241.</p>
Making Tax Digital Update for the UK	<p>EORI (Economic Operators Registration and Identification) numbers can be added to Company Details and Business Partner Master Data for customs procedures.</p> <p>Version 3.0 of the fraud prevention header, including product names and time stamps, is available for Making Tax Digital.</p>
E-Books for Greece – Support for Sending Expense Classification of Purchasing Documents	<p>E-Books is an existing electronic-reporting feature in the Greece localization that is being updated in version 10.0 FP 2105. Changes include:</p> <ul style="list-style-type: none"> • Settings for expense classification output file determination. • New E-Books reporting options are available to update and send expense classifications for purchasing documents. • Additional fields to determine how often the authorities are contacted for documents and to record the last received MARK.
Withholding Tax Enhancements for Mexico	<p>Changes to how withholding tax can be handled in the Mexico localization include:</p> <ul style="list-style-type: none"> • The posting of payment category withholding tax in invoices. • The application of exchange rates to withholding tax.

Feature	Description
Document Information Extraction Service	<p>Document Information Extraction is an existing service that is integrated with SAP Business One. Document Information Extraction assists customers by removing the need to manually process documents that are in an unstructured form (for example, PDFs) such as purchasing invoices.</p> <ul style="list-style-type: none"> Documents processed through the Document Information Extraction service protocol can be processed and matched with existing base documents in the Electronic Documents Import Wizard. Documents imported through the Document Information Extraction service protocol can be viewed in the Document Draft Report and the Electronic Documents Monitor.

5.5 Banking

Feature	Description
QR Codes for Payments in Portugal	You can create QR (Quick Response) codes on payments to meet the requirements of the authorities in Portugal.
Bank Statement Processing (BSP) Enhancements	<ul style="list-style-type: none"> When you have imported a bank statement with multiple reference numbers, that is, multiple numbers with commas in between in the <Ustrid> field of the bank file, those numbers will now be separated according to the commas as multiple rows in the Multiple Payments window. To open the Multiple Payments window, choose the Choose from List button in the G/L Account/Doc. Identification No. field in the Bank Statement Details window. You can now add user-defined fields (UDFs) as columns in the Bank Statement Summary window with the new Bank Statement Processing – Header under Tools > Customization Tools > User-Defined Fields – Management > Payments entry. The Create Down Payment in Bank Statement Processing dropdown list for sales and purchase orders on the Per Document tab of the Document Settings window is now available for the Israel localization.

5.6 Business Partners

Feature	Description
Define default currency and hide other currencies for multi-currency business partners	<p>You can define a default currency and which other currencies will not be displayed in documents of a specific multi-currency business partner. Based on this definition, you will see in the specific business partner marketing documents and payments documents only the currencies that were included.</p> <p>For more information, see SAP Note 3047174.</p>
VAT Number Verification Enhancements for the EU, Norway, and Switzerland	<p>The VAT number verification function is now available for all the European Union (EU) member states, Norway, and Switzerland. The verification link is updated to https://ec.europa.eu/taxation_customs/vies/vatRequest.html, and all EU VAT identification numbers, including the German ones, can be verified.</p>
Enable Define New Entries	<p>In the Italy localization, you can define new entries for the following tables:</p> <ul style="list-style-type: none">• Payment Reason Code• WTax Type Code• Exceptional Event• Employment Category <p>For more information, see SAP Note 3050032.</p>

5.7 Cross Module Topics

Feature	Description
Enhancements to the Relationship Map	<ul style="list-style-type: none">• You can now view opportunities in the relationship map.• In the <i>Marketing Document: Document Tree</i> view, a new checkbox <i>Referenced Documents</i> allows you to select whether the relationship of referenced documents is displayed in the document tree view in addition to the document flow.

5.8 Lifecycle Management

Feature	Description
Optimization of the Binding Between Database Instances and SAP Business One Components	When you install the Web Client, Mobile Service and Electronic Document Service using the SAP Business One Linux Components Wizard (default path: \Packages.Linux\ServerComponents\), you do not need to enter the database credentials. If only one database instance is registered in the SLD, the components are automatically bound to database instance; if multiple database instances are registered in the SLD, you need to choose one database instance from the dropdown list.
Hostname is prefilled with FQDN	When you install SAP Business One components using the Linux Components Wizard (default path: \Packages.Linux\ServerComponents\), the hostname is prefilled with the full qualified domain name (FQDN) in the <i>Network Address</i> window.
SAP HANA Database and SAP HANA Client	SAP Business One, version for SAP HANA only supports SAP HANA Enterprise Edition 2.0 SPS 05 Revision 050 and SAP HANA Client Version 2.7.26.

5.9 Platform and Extensibility

Feature	Description
Service Layer Enhancement for oData Query	<p>In the Service Layer, additional selection options are supported:</p> <ul style="list-style-type: none">• Single entity <code>\$expand with \$select list</code>• Collection entity <code>\$expand with \$select list</code> <p>For example, you can now navigate from a service call to the corresponding business partner and then access the contact person from this business partner.</p>
User-Defined Field (UDF) Supports Linking to More System Objects	<p>When you create UDFs, you can now use the <i>Linked to Entities</i> function to link the UDF to the following system objects:</p> <ul style="list-style-type: none">• Locations (DB table: OLCT)• States (DB table: OCST)• Units of Measurement (DB table: OUOM)• Payment Terms (DB table: OCTG)• Resources (DB table: ORSC)

Feature	Description
Enhancements for Approval Process in Service Layer	When you select the <i>Enable Approval Process in DI</i> checkbox in the SAP Business One client (► <i>Administration</i> ► <i>System Initialization</i> ► <i>General Settings</i> ► <i>BP</i> ► tab), a new Location field is added to the response header in the Service Layer, and the corresponding value is like drafts in that you can figure out which draft document was created.
Enhancements for Opportunities in DI API and Service Layer	You can now update and delete records in the following objects: <i>SalesOpportunitiesPartners</i> , <i>SalesOpportunitiesCompetition</i> , <i>SalesOpportunitiesInterests</i> and <i>SalesOpportunitiesReasons</i> .

6 What's New in SAP Business One 10.0 FP 2102, version for SAP HANA

This chapter briefly describes major functional enhancements and modifications implemented in SAP Business One 10.0 FP 2102, version for SAP HANA.

i Note

For the most up-to-date information, see:

- SAP Note [3000225](#). This is a collective, overview SAP Note for SAP Business One 10.0 FP 2102, version for SAP HANA.
- SAP Note [2826199](#). This is a collective, central SAP Note for SAP Business One 10.0, version for SAP HANA.


6.1 Administration

Feature	Description
Authorization to Remove Opportunity	You can set the authorization to remove an opportunity for your users or user groups.
Authorization for Price After Discount in Inventory Posting List	Three new authorizations are added to the category Inventory > Inventory Reports > Inventory Posting List in the <i>General Authorizations</i> window: <ul style="list-style-type: none">• <i>View Price in Purchasing Documents</i>• <i>View Price in Sales Documents</i>• <i>View Price in Inventory Documents</i> You can set the authorization to view the amount in the <i>Price After Disc.</i> field of purchasing, sales, and inventory documents in the <i>Inventory Posting List</i> through their respective authorizations.

Feature	Description
Allow Access to Change Log for Users with Read-Only Authorizations for Documents	<p>Users with full authorizations for Change Log and read-only authorizations for the following types of documents can now view their change logs:</p> <ul style="list-style-type: none"> • Sales and purchasing documents • Journal Entries • Goods Issues, Goods Receipts, Receipts from Production, and Issues for Production • Production Orders • Inventory Transfers and Inventory Transfer Requests • Inventory Opening Balances, Inventory Countings, and Inventory Postings • Incoming Payments and Outgoing Payments
SAP Business One Microsoft 365 Integration Enhancement	<p>Starting from SAP Business One Cloud 1.1 patch level 17, you can now work with SAP Business One Microsoft 365 integration in SAP Business One Cloud.</p>
External Calculation of Tax using the DI API and Service Layer for China, Japan, and South Korea Localizations	<p>The China, Japan, and South Korea localizations have been enhanced to allow you to amend externally calculated tax amounts on sales documents using the DI API and Service Layer. The functionality is enabled through the option Allow External Calculation of Tax on A/R Documents on the Accounting Data tab of the Company Details window. This feature was enabled in SAP Business One 9.3 patch level 11 in the US localization and later in most other localizations.</p> <p>The existing functionality in these localizations that allows you to modify tax amounts on sales documents via the UI remains unchanged.</p>
Copy User Settings for Specific Forms	<p>The Copy User Settings window (previously called the Copy Form Settings window) is enhanced to allow you to select the specific forms to which you want to apply the user's form settings.</p>
Report and Layout Manager Enhancements	<p>The report and layout manager has been enhanced as follows:</p> <ul style="list-style-type: none"> • You can now set default layouts for documents and reports directly in the Report and Layout Manager window. • System layouts can be set as Inactive by superusers and therefore will not be displayed in the Layout and Sequence window.

6.2 Sales, Purchasing, and Service

Feature	Description
Display Sales Documents in Procurement Wizard	<p>When you cancel a document created by the Procurement Confirmation Wizard, the items in the canceled document can be displayed again in the wizard for reuse.</p>

Feature	Description
VAT Number Verification Enhancements for German Localization	When you are adding documents, SAP Business One, version for SAP HANA will check the validity of business partners' VAT numbers according to your settings on the <i>BP</i> tab of the <i>General Settings</i> window.
Document Information Extraction Service	<p>Document Information Extraction is an existing service (API) from SAP that automatically reads and extracts information from digital document files and scanned documents. The service is to be made available for use with SAP Business One, version for SAP HANA, to assist customers by removing the need to manually process documents such as invoices.</p> <ul style="list-style-type: none"> • SAP Business One connects to the Document Information Extraction service through Electronic Document Service and an API. • The Document Information Extraction service reads A/P invoices from received PDFs and JPGs before communicating the structured information, in .JSON files, to SAP Business One where A/P invoice drafts are created. • The service is activated and controlled through new options in <i>Document Settings</i> under a new Document Information Extraction protocol. • Document Information Extraction is a cloud service that is hosted and operated through the SAP Cloud platform. The Document Information Extraction service is available for purchase separately from SAP Business One licenses. • Partners (excluding OEM) who have access to SAP PartnerEdge can view the following recording for more information on AI Business Services: Replay: SAP AI Business Services in SAP Business One .

6.3 Financial Management

Feature	Description
1099 Form - NEC	Form 1099-NEC (Nonemployee Compensation) is added to the software version for the United States of America.
Update on Chart of Accounts in Portuguese Localization	To comply with the Portuguese Decree-Law No. 28/2019, the chart of accounts is updated when you create a new Portuguese company.

Feature	Description
Nota Fiscal Eletrônica (NFe) Enhancements in Brazil Localization	<p>The Nota Fiscal Eletrônica (NFe) functionality for Brazil has been enhanced to allow you to report additional details to the state authority correctly.</p> <p>The following enhancements are available in the NFe function among others:</p> <ul style="list-style-type: none"> • In the tax settings (Administration > Setup > Financial > Tax), you can find new enhancements in various windows such as the <i>Legal Text Format - Setup</i> new window, where you can define different formats for legal text, and the new <i>Legal Text</i> field in the <i>Tax Code Determination – Setup</i> window. • In other settings and company details, you can find new fields in various windows, such as the <i>Legal Text</i> field in the <i>Warehouses – Setup</i> window, the <i>IT Company Responsible for NFe</i> field and the <i>Tax Replacement State Subscription</i> field in <i>Company Details</i> window → <i>Localization Fields</i> tab, and also the <i>Block Negative Lines</i> checkbox in <i>Document Settings</i> window for journal entries. • In the marketing documents' header, you can find additional new fields such as the <i>Final Consumer</i> field, the <i>Legal Text</i> field, the <i>Additional Legal Information</i> field, and the <i>DANFE Legal Text</i> field. • In marketing documents' rows, you can find the new <i>Legal Text</i> field. • New version of the NFe XML file 4.0 is available. • New version of the DANFE is available and represents the printed version of the NFe XML version 4.0. • Bli package scenario for NFe is updated and published. <p>For more information, see SAP Note 3011261.</p>
Tax Collected at Source (TCS) Enhancements in India	<ul style="list-style-type: none"> • You can now use TCS in AP/AR down payment invoices. • With the new column <i>TCS Accumulation Base</i> in the <i>Financial Year Master - Setup</i> window, you can now choose to accumulate the TCS amount based on payments.
Enhancement in the Trial Balance, General Ledger, and Document Journal reports	<p>The expanded selection criteria of the three reports now include <i>Adj. for Manual Ext. Reconciliation</i> as one of the transaction types in the <i>Original Journal</i> section.</p> <p>For more information, see SAP Note 1678001.</p>
GST Electronic Billing (E-Billing) Enhancements in India	<p>The e-Invoice API version is updated from 1.01 to 1.03. For more information, see SAP Note 2902401.</p>
Electronic VAT Reporting Updates for 2020 in Russia localization	<p>New schemas for electronic VAT reporting are required in the Russia localization.</p> <p>For more information, see SAP Note 3017585.</p>
Withholding Tax Enhancements for Mexico	<p>Changes to how withholding tax can be handled in the Mexico localization are planned:</p> <ul style="list-style-type: none"> • Options are planned to calculate withholding tax at the individual row level instead of at the document level in relevant marketing documents. • Withholding tax can be determined for units of measure (UoM).

Feature	Description
Withholding Tax Single Certification Enhancements in Italy	<p>An amended model layout of the withholding tax single certification (Certificazione Unica) is required by the authorities. The amounts that are not subject to withholding tax and are not supplier income amounts are distinguished and split in a standalone report page.</p> <p>For more information, see SAP Note 3008920.</p>

6.4 Banking

Feature	Description
Payment Drafts Report Enhancement	Regular users, if given the right authorization, can now view incoming or outgoing payment drafts created by other users.
Bank Statement Processing (BSP) Enhancements	In the <i>Bank Statement Details</i> window, order currency can now be different from the local currency.

6.5 Inventory and Distribution

Feature	Description
Business Partner Catalog Numbers	In the <i>Business Partner Catalog Numbers</i> window, you can set a Business Partner Catalog Number of your choice as the default from the <i>BP</i> tab or the <i>Items</i> tab.
Sales Reporting, Inventory Transfers and Consignment for the EU	<p>Changes to sales reporting and changes for consignment inventory are planned:</p> <ul style="list-style-type: none"> Business partner information in <i>Warehouses</i> is available to determine inventory under consignment. EU (European Union) Sales List reporting shows inventory transfers, reflecting different scenarios to and from a company's home state and different EU member states.

6.6 Business Partners

Feature	Description
Hide Inactive Contact Persons	<p>A new checkbox <i>Display Inactive Contact Persons in Business Partner Master Data</i> is added to the General Settings > BP tab.</p> <p>You can determine whether to display inactive contact persons on the Business Partner Master Data > Contact Persons tab.</p>
Contact Person Enhancement	<p>With the new field <i>Connected Address</i> on the <i>Contact Persons</i> tab of the business partner master data, you can now link the business partner's existing <i>Bill to</i>, <i>Pay to</i> or <i>Ship to</i> address to the selected contact person.</p>
VAT Number Verification Enhancements in German Localization	<p>With the new window <i>Verify VAT Numbers</i>, you can now verify business partners' VAT identification numbers with the Federal Central Tax Office for business partners of your choice.</p>
Country/Region Setup Enhancements to Support ISO 3166 Country Codes	<p>In accordance with the internationally recognized ISO 3166 country codes standards, the <i>Country/Region - Setup</i> window in SAP Business One is enhanced to allow you to enter two-letter codes (<i>ISO Alpha-2 Code</i>), three-letter codes (<i>ISO Alpha-3 Code</i>), and three-digit numeric codes (<i>ISO Numeric Code</i>). Additionally, <i>Country</i> field labels have been changed to <i>Country/Region</i> due to a change in the way certain geographies are displayed. For more information, see SAP Note 3019691.</p>

6.7 Cross Module Topics

Feature	Description
New Crystal Reports Layouts in the Switzerland Localization	<p>Besides the existing Print Layout Designer (PLD) layouts and Crystal Reports (CR) layouts, you can now choose from a variety of new CR layouts. For a detailed list of new CR layouts, see SAP Note 3014707.</p>

6.8 Platform and Extensibility

Feature	Description
Default Values of Crystal Reports Parameters	With Crystal reports imported to SAP Business One, version for SAP HANA, you can now see the default values of parameters that you have set in the SAP Crystal Reports designer.
Retrieve Logged User	In the SQL statement of a user query of SAP Business One or the <code>RecordSet/RecordSetEx</code> objects of DI API, a new parameter <code>\$(USER)</code> is available to you, which reads out the ID of the current logged user. You can use this parameter to track the current user.
User-Defined Field (UDF) Supports Linking to Sales Persons	As of SAP Business One 10.0 FP 2102, when you create UDFs, you can use the Linked to Entities function to link the UDF to Sales Persons (DB table: <code>OSLP</code>).
Service Layer SQLQueries Supports User-Defined Objects (UDOs) and User-Defined Tables (UDTs)	As of SAP Business One 10.0 FP 2102, in the Service Layer, the entity <code>SQLQueries</code> supports user-defined objects and user-defined tables. For more information, see the SQL Query chapter in the guide <i>Working with SAP Business One Service Layer</i> .
Service Layer Entity Tag (ETag)	As of SAP Business One 10.0 FP 2102, the ETag mechanism is built into the Service Layer to avoid the blind concurrent update of an object. For more information, see the ETag chapter in the guide <i>Working with SAP Business One Service Layer</i> .

6.9 Lifecycle Management

Feature	Description
Unification of Installation and Upgrade Packages	As of SAP Business One 10.0 FP 2012, version for SAP HANA, the installation package and upgrade package are unified into a single product setup package. In the Software Download Center on the SAP Support Portal, you can go to either Installations & Upgrades or Support Packages & Patches to download the latest version of SAP Business One, version for SAP HANA product setup package.
Localized Demo Databases Installation	You can now separately download the localized demo databases for SAP Business One from the SAP Help Portal . During the SAP Business One product setup, from a reference link in the wizard, you can also navigate directly to the SAP Help Portal to download the localized demo databases.

Feature	Description
Direct Upgrades to SAP Business One 10.0 FP 2102, version for SAP HANA	<p>The following major or minor releases are currently supported for upgrade to SAP Business One 10.0 FP 2012, version for SAP HANA:</p> <ul style="list-style-type: none"> • SAP Business One 9.2 PL00-PL11, version for SAP HANA • SAP Business One 9.3 PL00-PL14, version for SAP HANA • SAP Business One 10.0 PL00-FP 2011, version for SAP HANA
Upgrade of High Availability Landscape	<p>If you upgrade from a lower version of SAP Business One solution with high availability to the following for high availability, you don't need to manually edit or revert the sld.xml file any longer:</p> <ul style="list-style-type: none"> • SAP Business One 10.0 FP 2012 or higher, version for SAP HANA • SAP Business One Cloud PL18 or higher

6.10 Business Intelligence

Feature	Description
Adding Crystal Dashboards	<p>Since Adobe stopped supporting Adobe Flash Player at the end of 2020, you will now get a warning message when you are adding Adobe Flash-based dashboards, i.e. Crystal dashboards, to the cockpit.</p>

7 What's New in SAP Business One 10.0 FP 2011, version for SAP HANA

This chapter briefly describes major functional enhancements and modifications implemented in SAP Business One 10.0 FP 2011, version for SAP HANA.

i Note

For the most up-to-date information, see:

- SAP Note [2967034](#). This is a collective, overview SAP Note for SAP Business One 10.0 FP 2011, version for SAP HANA.
- SAP Note [2826199](#). This is a collective, central SAP Note for SAP Business One 10.0, version for SAP HANA.

7.1 Web Client

Web Client

Feature	Description
Authorization for Duplicating Documents and Records	The <i>Duplicate Documents and Records</i> authorization is available for documents and records in the following business objects: marketing documents, business partner master data, item master data, and activities. This authorization allows you to define which users can duplicate documents and records.
Linking Paid Down Payment Request/Invoice	In an A/R invoice you are now able to link paid down payment requests/invoices by clicking the arrow next to the <i>Total Down Payment</i> field located in the header invoice area.

7.2 Administration

Administration

Feature	Description
Hide Locked Users	<p>A new checkbox, <i>Hide Locked Users</i>, is available on the following UIs:</p> <ul style="list-style-type: none"> The <i>User Preferences</i> tab in the <i>Add-On Administration</i> window. The <i>Assigned Users</i> tab in the <i>UI Configuration Template</i> window. The <i>Users</i> tab in the <i>Alerts Management – Alert Details</i> window. The <i>Users</i> tab in the <i>Copy Form Settings</i> window (available in the <i>Users - Setup</i> window). <p>You can select this checkbox to hide users for whom the <i>Locked</i> checkbox is selected in the <i>Users - Setup</i> window.</p>
Chart of Accounts Migration Tool	<p>(Available in Portugal only) You can use the <i>Chart of Accounts Migration Tool</i> to replace existing accounts with new accounts to meet the financial requirements.</p>
Customer/Vendor Reference Number	<p>The checks on duplicate customer reference numbers and duplicate vendor reference numbers are enhanced.</p> <p>You can choose whether the check on duplicate customer/vendor reference numbers is against one individual customer/vendor or against all customers/vendors.</p> <p>You can also choose whether the check on duplicate customer/vendor reference numbers is against the current fiscal year only or against all fiscal years.</p>
Authorization to Use the Copy Table Function	<p>A new authorization, <i>Copy Table</i>, allows you to define which users can copy and paste a table between SAP Business One documents.</p>
Form Settings for Main Menu Available to Indirect Access Users	<p>Users with an Indirect Access User license can access the <i>Form Settings</i> option for the <i>Main Menu</i> and define which menu items should be displayed. This option is particularly useful for users of add-on solutions as it allows only the menu items that are relevant to the add-on to be displayed.</p>
Forms in the UI Configuration Template Window Are Sorted	<p>The forms in the <i>UI Configuration Template</i> window are now sorted alphabetically. Users can start typing the first few letters of a specific form (for example, "bus") to quickly find the form (<i>Business Partner Properties</i>).</p>
Confirmation Message During Personal Data Cleanup/Blocking for Business Partners with Non-Zero Balances	<p>When you select the wizard action <i>Personal Data Cleanup</i> or <i>Personal Data Blocking</i> in step 2, <i>General Parameters</i>, if any of the selected business partners have a non-zero balance, a confirmation message asks you to confirm whether you want to continue with the cleanup or blocking.</p>

Feature	Description
External Calculation of VAT Through DI API or Service Layer for Brazil and India	You can amend the external tax amount fields on sales documents through DI API or Service Layer in the Brazil and India localizations. The functionality is enabled through the option <i>Allow External Calculation of Tax on A/R Documents</i> on the <i>Accounting Data</i> tab of the <i>Company Details</i> window. This feature was enabled in SAP Business One 9.3 patch level 11 in the US localization and later in most other localizations.
Change Log	You can use the <i>Change Log</i> tool to view changes made to a user group on the <i>Groups</i> tab in the <i>Authorizations</i> window.
Print Preferences	In addition to marketing documents, you can also export PDF copies of payment and deposit documents automatically to the default attachments folder and can attach the exported documents to payment and deposit documents.
License Balloon	Previously, the license balloon appeared every time you logged on to SAP Business One and you didn't have an option to automatically hide it. As of SAP Business One 10.0 FP 2011, a new checkbox <i>Show License Information at Startup</i> is added to the <i>Users - Setup</i> window (Administration > Setup > General > Users >), allowing you to set a default for the license balloon appearance.

7.3 Sales, Purchasing, and Service

Sales, Purchasing and Service



Feature	Description
Electronic Document Service and Electronic Document Framework	Electronic Document Service (EDS) and Electronic Document Framework (EDF) are being updated and improved in the following ways: <ul style="list-style-type: none"> To allow users to define file names and paths as outputs. EDS connectors can be activated or deactivated using the user interface. Enable custom validations in EFM for SPP files. Import PEPPOL data from Excel. To produce EU sales reports and BAS reports in the Netherlands without EDS. To produce MYF reports in Greece without EDS.

Feature	Description
Enable Updating Consolidating BP and Consolidation Type on Document Level	<p>You can now view and update the consolidating business partner and consolidation type on the <i>Accounting</i> tab of the following documents. When you are creating these documents, the default values are taken from the business partner master data.</p> <ul style="list-style-type: none"> • A/R invoice • A/R reserve invoice • A/R credit memo • A/R down payment invoice (all localizations except CZ, SK, HU, PL, RU, UA) • Delivery • Return • A/P invoice • A/P reserve invoice • A/P credit memo • A/P down payment invoice (all localizations except CZ, SK, HU, PL, RU, UA) • Goods receipt PO • Goods return <p>The consolidating business partner and consolidation type of the documents generated with the following tools and methods are taken from the base documents and not from the business partner master data:</p> <ul style="list-style-type: none"> • Document generation wizard • Payment wizard • Billing wizard • Copy to • Copy from

7.4 Financial Management

Financial Management

Feature	Description
Allow Updating of Fields on Journal Entries with Locked Posting Periods	<p>A new checkbox, <i>Allow Updating of References, Remarks, and UDFs on Journal Entries with Locked Posting Periods</i>, is available in the <i>Document Settings</i> window (Administration > System Initialization > Document Settings > Per Document tab > Journal Entry document). If the checkbox is selected, you are able to update the following fields in the header and rows of journal entries with locked posting periods: <i>Remarks</i>, <i>Ref1</i>, <i>Ref2</i>, <i>Ref3</i>, and user-defined fields.</p>

Feature	Description
E-Books	<p>E-Books is an existing electronic-reporting feature in the Greece localization that is being updated in version 10.0 FP 2011 as follows:</p> <ul style="list-style-type: none"> • Enhancements in support of manual journal entries. • Determination of invoice type from document numbering series. • An option to add default values to empty fields in the <i>E-Books Report</i>.
Nota Fiscal Eletrônica (NFe) Enhancements in Brazil Localization	<p>The Nota Fiscal Eletrônica (NFe) functionality for Brazil has been enhanced to allow you to report additional details to the state authority correctly.</p> <p>The following enhancements are available in the NFe function among others:</p> <ul style="list-style-type: none"> • In the tax settings (> Administration > Setup > Financial > Tax >), you can find new enhancements in various windows, such as new tax categories, additional default values for <i>Attributes</i> and for <i>Return Values</i>, and the new <i>Adjustment</i> field in the <i>Usage - Setup</i> window. • In the <i>Business Partner Master Data</i> window, you can find new fields in various tabs such as the <i>Type of End - User Presence</i> field, the <i>Legal Text</i> field, and the <i>Authorization to Retrieve NFe from SEFAZ</i> field. • In the <i>Item Master Data</i> window, you can find new fields in various tabs, such as the <i>Control Seal Quantity</i> field, the <i>CEST Code</i> field, the <i>Indicator for Relevant Scale</i> field and the <i>CNPJ of Manufacturer</i> field. The values in those fields are copied automatically to the relevant marketing documents' rows. • In marketing documents' rows, you can find additional new fields, such as the <i>UF Fiscal Benefit Code</i> field, the <i>Unencumbered ICMS Exemption Reason</i> field, the <i>Purchase Order Number</i> field and the <i>Purchase Order Item Number</i> field. • In most of the A/R marketing documents and A/P marketing documents on the <i>Logistics</i> tab, you can find new enhancements, such as the <i>Goods Issue Place</i> and the <i>Delivery Place</i> pushbuttons which lead to new windows where you can fill in all details regarding those places. In A/R marketing documents you can also find new fields, such as: <i>Shipment State Code</i>, <i>Shipment Place Name</i>, and <i>Customs Office Name</i>. • In the <i>Export Process</i> window (> Sales - A/R > A/R Invoice > Logistics > Export Process >) and in the <i>Import Process</i> window (> Purchasing- A/P > A/P Invoice > Logistics > Import Process >), you can find new enhancements such as new options in the list of <i>Transport Route</i>, the <i>Drawback - Suspension Regime</i> field, the <i>Quantity of Exported Items</i> field, and the <i>Type of Import</i> field. <p>For more information, see SAP Note 2980052 .</p>
Tax Collected at Source (TCS) in India	<p>The new provision of Sec 206C (1H) is now supported in SAP Business One and SAP Business One, version for SAP HANA. For more information, see SAP Note 2951026 .</p>

7.5 Banking

Banking

Feature	Description
Bank Statement Processing (BSP) Enhancements	<ul style="list-style-type: none">In the <i>Bank Statement Row - Details: Expanded</i> window, for bank statement rows whose posting method is <i>Business Partner from/to Bank Account</i>, you can now define distribution rules. They will be taken to the payments created upon finalizing the bank statement.In the <i>Bank Statement Details</i> window, for bank statement rows whose posting method is <i>Business Partner from/to Bank Account</i>, and for which you haven't selected any document, that is, the case of payment on account, you can now define the control account. It will be taken to the payments created upon finalizing the bank statement.In the <i>Bank Statement Row - Details: Expanded</i> window, for bank statement rows whose posting method is <i>Business Partner from/to Bank Account</i>, you can now add sales orders and purchase orders using the <i>Add Open Documents</i> window. BSP will create down payment invoices or requests based on the orders.In the <i>Bank Statement Details</i> window, you can now finalize the bank statement even if the difference does not equal zero; and the starting balance of your current bank statement can be different to the ending balance of the previous one.

7.6 Inventory and Distribution

Inventory and Distribution

Feature	Description
Context Menu	You can open the <i>Last Prices Report</i> for an item through the context menu in the <i>Item Master Data</i> window.
Display Vendor Name	In the <i>Preferred Vendor</i> field on the <i>Purchasing</i> tab in the <i>Item Master Data</i> window, the vendor name is displayed with the vendor code.

Feature	Description
Item Master Data	<p>You can now do the following:</p> <ul style="list-style-type: none"> Change the checkbox selection of <i>Purchase Item</i> for: <ul style="list-style-type: none"> An item which is a child of a Bill of Materials (BOM). A parent item in a <i>Production</i> BOM or <i>Template</i> BOM. Change the checkbox selection of <i>Sales Item</i> for an item which is a component of a <i>Production</i> BOM or <i>Template</i> BOM, if the item is not a component of another <i>Sales</i> BOM or <i>Assembly</i> BOM.
Item Master Data	You can now choose <i>Purchase Item</i> for an item of type <i>Labor</i> or <i>Travel</i> .

7.7 Business Partners

Business Partners

Feature	Description
VAT Number Verification for German Localization	You can now verify business partners' VAT identification numbers with the Federal Central Tax Office using the <i>Verify VAT Numbers</i> option in the <i>You Can Also</i> button.

7.8 Cross Module Topics

Cross Module Topics

Feature	Description
Document Reference	<p>When you duplicate a document, you will see a system message by which you can choose whether to create a reference between the original and duplicate documents, or not.</p> <p>You can also choose whether to remember your answer and not show the message again.</p>

Feature	Description
Find Next Rule Change in Form Settings	<p>Previously, in Form Settings, the rule of Find Next is Start with, which means that the application can search for the rows that only match the first words, while it cannot search for the rows with the search term in the middle.</p> <p>As of SAP Business One 10.0 FP 2011, the Contains rule is implemented instead of the Start with rule. When you enter a search term (word/ letters/ sentence), the application finds the first row that includes the search term. Pressing Search Next, the application goes to the next row that includes the search term.</p>

7.9 Platform and Extensibility

Platform and Extensibility

Feature	Description
SAP Crystal Reports, version for the SAP Business One application	SAP Crystal Reports 2016 SP8, version for the SAP Business One application is available, and MapInfo MapX 3.5 is now removed.
Service Layer Supports SQL Query	<p>As of SAP Business One 10.0 FP 2011, the Service Layer on the Microsoft SQL Server and SAP HANA supports a highly flexible SQL Query, with the aim of enhancing the service layer's query capability and to reduce the manual effort to deploy views.</p> <p>The entity <code>SQLQuery</code> is exposed in the Service Layer. Besides the ordinary CRUD methods, an additional bounded function <code>List</code> is exposed, for the purpose of performing the SQL statement execution represented by this entity.</p> <p>For more information, see the SQL Query chapter in the guide Working with SAP Business One Service Layer.</p>
Support User-Defined Tables via Import from Excel	As of SAP Business One 10.0 FP 2011, you can import User-Defined Tables (UDTs) from Excel to avoid manually adding them one by one. In the Data Type to Import dropdown list of the Import from Excel window (), a new entry User-Defined Tables is available for you.

Feature	Description
Adding Queries to Menu	<p>As of SAP Business One 10.0 FP 2011, you can add your queries to the SAP Business One main menu, so that you can execute it directly from the menu item.</p> <p>In the <i>Save Query</i> window, a new button <i>Assign to Menu</i> is available for you. You can select the <i>Menu Item</i> checkbox and specify the menu information to display the query from the SAP Business One main menu.</p> <div style="background-color: #f0f0f0; padding: 5px; border: 1px solid #ccc;"> <p>i Note</p> <p>When the query is opened via a menu, it is only in display mode.</p> </div>
Add-ons Security Enhancements	<p>As of SAP Business One 10.0 FP 2011, the add-on security is enhanced. In the <i>Extension Manager</i> window, a new tab <i>Security Settings</i> is added.</p> <p>On the <i>Security Settings</i> tab, if you select the <i>Enable Security Certificate</i> checkbox, the security mechanism will verify add-ons that are registered with the Add-On Manager and read the certificate information of their main executable file.</p> <p>You need to issue trusted certificates for your add-ons and import the certificates. You can view or delete the imported certificates.</p>
Expose License Check Function in DI API	<p>As of SAP Business One 10.0 FP 2011, you can get the information via DI API whether a user has a license to access a form. A new function <code>GetLicenseStatus</code> is exposed in DI API.</p> <p>Input parameters: <code>UserName</code>, <code>FormID</code></p> <p>Output result: License Type (No, ReadOnly, Full)</p>
Service Layer Metadata2JavaScript Tool in Microsoft SQL Environment	<p>Previously, the Metadata2Javascript tool is available in the Linux environment only. With this tool, you can convert the SAP Business One metadata (UDF/UDO/UDT) to the JavaScript. However, you need to manually maintain JavaScript SDK in the Microsoft SQL environment.</p> <p>As of SAP Business One 10.0 FP 2011, this tool is available in the Microsoft Windows environment.</p> <p>For more information, see the <i>JavaScript SDK Generator Tool</i> section in the guide Working with SAP Business One Service Layer.</p>
Service Layer Core Dump File	<p>You can now create dump files automatically in case the Service Layer crashes.</p> <p>In the Service Layer Controller, a new checkbox <i>Core Dump</i> and a new button <i>Download</i> are added.</p>
Service Layer JavaScript Extension oData Version 4.0	<p>JavaScript Extension now works with oData Version 4.0 in Service Layer.</p>
Expose HolidayDates in DI API and Service Layer	<p>The <code>HolidayDates</code> object and <code>HolidayService</code> (DB table OHLDD and HLD1) are exposed in DI API and the <code>Holidays</code> object is exposed in the Service Layer.</p>

Feature	Description
Expose AddressService in DI API and Service Layer	AddressFormats object and AddressService (DB table OADF) are exposed in DI API and Service Layer.
Insert Rows to Production Order Grid via DI API	You can now insert rows at any place within the Production Order grid via DI API (for example, to insert item/resource component rows to a specific route stage).

7.10 Lifecycle Management

Lifecycle Management

Feature	Description
SAP Business One Components High Availability, version for SAP HANA	The primary License Manager and secondary License Manager are now registered into the System Landscape Directory with the virtual IP address during the installation.
SAP Business One Cloud Components High Availability	

8 What's New in SAP Business One 10.0 FP 2008, version for SAP HANA

This chapter briefly describes the major functional enhancements and modifications implemented in SAP Business One 10.0 FP 2008, version for SAP HANA.


i Note

For the most up-to-date information, see:

- SAP Note [2948656](#). This is a collective, overview SAP Note for SAP Business One 10.0 FP 2008, version for SAP HANA.
- SAP Note [2826199](#). This is a collective, central SAP Note for SAP Business One 10.0, version for SAP HANA.

8.1 Web Client

Web Client

Feature	Description
Web Client	In the <i>Relationship Map</i> window, you are now able to see the exact base documents of a specific business object in a label by clicking the  icon located on the connection line itself. In the pop-up label, the base documents details appear, such as document type, document number, BP code, and document status.

8.2 Administration

Administration

Feature	Description
Defining Paths	You can now manually enter or paste paths on the <i>Path</i> tab of the <i>General Settings</i> window.

Feature	Description
User Account	<p>You can reuse the user code of a removed user for a new user. The code of the removed user is replaced by a unique dummy value.</p> <p>You can restore the user Support if it is removed.</p>
Localization Migration Utility	<p>The <i>Localization Migration Utility</i> allows you to migrate from the <i>UK International / Republic of Ireland (GB)</i> localization to the <i>United Kingdom of Great Britain and Northern Ireland (UK)</i> or <i>Greece (GR)</i> localizations. Due to the UK's departure from the European Union (EU) in a process known as Brexit, an SAP Business One localization <i>United Kingdom of Great Britain and Northern Ireland (UK)</i> is available for UK customers to stay compliant with legal requirements following Brexit. Many customers in Greece use the <i>UK International / Republic of Ireland</i> localization. Following the introduction of the Greece localization and E-Books feature for Greece, customers in Greece need to migrate their localization to stay compliant with legal requirements in Greece.</p> <ul style="list-style-type: none"> • The <i>Localization Migration Utility</i> is only available in the <i>UK International / Republic of Ireland (GB)</i> localization, from version 10.0 FP 2008, for migration to the <i>United Kingdom of Great Britain and Northern Ireland (UK)</i> localization or <i>Greece (GR)</i> localization. • The <i>Localization Migration Utility</i> guides you through the process of migration by giving options and information on the migration process. • The migration of localizations cannot be reversed. • The <i>Localization Migration Utility</i> is to be available in a limited number of higher feature packages only, with discontinuation planned for version 10.0 FP 2108.
Alerts Management	<p>The <i>Alerts Management</i> window is renamed to <i>Alerts Management - Alert Details</i>.</p> <p>A new window <i>Alerts Management</i> is available, where you can do the following:</p> <ul style="list-style-type: none"> • Get an overview of system and user alerts • Filter alerts, create user alerts, set the alert status and remove user alerts • Choose the link arrow next to an alert to open the <i>Alert Management - Alert Details</i> window <p>You can configure user authorizations for removing user alerts in the <i>Authorizations</i> window.</p>
Document Remarks	<p>A new option <i>Manual Remarks Only</i> is available in the <i>Document Remarks Include</i> section on the Administration > System Initialization > Document Settings > General tab.</p> <p>With this option, when you use <i>Copy To</i> to copy a base sales, purchasing or inventory document, the <i>Remarks</i> field in the target document will only include the remarks entered by users in the source document, excluding the <i>Base Document Number</i> or the <i>Business Partner Reference Number</i>.</p>

Feature	Description
Removing Users	When you remove a user who still has a valid license for the company you are logging on to, you can remove both the license and the user in one go, or view the license details.
Searching for Authorizations	The <i>Find</i> button in the <i>Authorizations</i> window is now replaced by <i>Find Next</i> . When you enter a keyword in the entry field, the first matching result which contains the keyword will appear automatically. You can choose <i>Find Next</i> to find the next matching result.
Hiding Locked Users	A new checkbox <i>Hide Locked Users</i> is added to the <i>Authorizations</i> window and to the <i>Allocation</i> and <i>Assignment</i> tabs in the <i>License Administration</i> window.
New Authorization	A new authorization <i>Duplicate Documents and Records</i> is available. It controls user access to the <i>Duplicate</i> option in the context menu.
Change Log Enhancement	Two new columns, <i>Updated On/At</i> and <i>Created On/At</i> , are available in the <i>Change Log</i> window. You can view the specific date and time when a record was created or updated. If you create a new business partner in the business partner master data or a new item in the item master data, a record will be displayed in the <i>Change Log</i> window and the <i>Updated On/At</i> field will be updated.
Update of Default Values for Tax Groups and Tax Declaration Boxes in Finland	For new company databases, default values for tax groups and tax declaration boxes have been updated. For more information, see SAP Note 2940682 .
Licenses Enhancement	As of release 10.0 FP 2008, the following licenses are enhanced: <ul style="list-style-type: none"> • Users with a Starter Package license now have full authorization for the following functions: Administration, Financials, CRM, Sales - A/R, Purchasing - A/P, Business Partners, Inventory, Resources, MRP, Services, Project Management, Cash Flow Forecasting, Advanced Availability to Promise, and SAP Business One Service mobile app. Users with a Starter Package license have partial authorization on Excel Report and Interactive Analysis. • The Indirect Access license can now work jointly with a Starter Package license. As a system administrator, you can import a license file with an Indirect Access license and a Starter Package license so that your users can work with these licenses jointly. • Users with a Limited Logistics or a Limited CRM license now have full authorization on all items under ► Inventory ► Price Lists ►. For more information, see License Comparison Chart for SAP Business One .
License Server Displays Error Messages	Previously, for some operation errors, the license server returns only error codes. As of release 10.0 FP 2008, the license server returns an error code and an error message so that you can better understand the error, especially when you import a license file.

8.3 Sales, Purchasing, and Service

Sales, Purchasing and Service

Feature	Description
Canceling Return Requests and Goods Return Requests	<p>You can cancel return requests and goods return requests in any of the following ways:</p> <ul style="list-style-type: none"> In the <i>Open Items List</i> report window, choose documents and then choose Change To > Canceled. In a document, open the context menu and choose <i>Cancel</i>. In the <i>Data</i> main menu, choose <i>Cancel</i>.
Recurring Transaction Templates Enhancement	<p>Two more options <i>Every 2 Weeks</i> and <i>Every 2 Months</i> are available in <i>Recurrence Period</i> for recurring transaction templates.</p>
Adding Selection Criteria for Recurring Transactions Templates	<p>When you choose <i>Recurring Transaction Templates</i> under the <i>Sales - A/R</i> or <i>Purchasing - A/P</i> module, or when you choose <i>Templates</i> in the <i>Confirmation of Recurring Transactions</i> window, the previous window <i>Recurring Transactions - Templates</i> that used to appear is replaced by a new window <i>Recurring Transactions Templates – Selection Criteria</i>, where you can set selection criteria for your desirable templates.</p> <p>The <i>Filter Recurring Templates</i> option in the previous window, by which you can open the <i>Filter Recurring Templates</i> window, is renamed to <i>Documents</i>, by which you open the renamed window <i>Recurring Templates – Documents Selection</i>, where you can still select the document types that you want to include in your reports.</p> <p>The <i>Filter Recurring Transactions</i> option in the <i>Confirmation of Recurring Transactions</i> window is renamed to <i>Documents</i>, by which you can also open <i>Recurring Templates - Documents Selection</i>.</p>
Tax Calculation Enablement for Down Payment Invoices in the US and Canada localizations	<p>You can now calculate taxes in down payment invoices by selecting the <i>Enable Tax Calculation in Down Payment Invoices</i> checkbox in Administration > System Initialization > Document Settings > Per Document tab for A/P and A/R down payments. For down payment invoices that are created from purchase or sales orders through the <i>Deposit on Order</i> window, you can choose whether or not to calculate tax with the <i>Enable Tax Calculation in Down Payment Invoices</i> checkbox in the <i>Deposit on Order</i> window.</p>

Feature	Description
Electronic Document Service	<p>A new Electronic Document Service (EDS) is available that allows you to process and communicate electronic documents and reports for SAP Business One and SAP Business One, version for SAP HANA. It includes a web-based dashboard in which you can monitor the service. The Electronic Document Service relates to the electronic document and reporting framework and enhances the management of marketing documents processed from and to SAP Business One electronically. The feature supports the following protocols:</p> <ul style="list-style-type: none"> • Generic • Czech Republic – EET • EU PEPPOL • Greece – E-Books • Italy – Electronic Invoicing (FPA) • Hungary – Electronic Invoicing (Online Számla) • Mexico – CFDI Electronic Invoicing and Payments • Spain – Immediate Information Supply (SII)
CFDI Import of Documents with UUIDs in Mexico localization	<p>The CFDI functionality for Mexico has been enhanced to allow you to import electronic documents in XML format. The supported documents include A/P invoices, A/P credit memos, and A/P down payment invoices. Outgoing payments and electronic reconciliations are supported through the Electronic Documents Import Wizard. Additional changes have been made to incoming payments, electronic reports, and the DIOT report. The electronic documents functionality is available in the Service Layer; the Electronic File Manager can also be used on Linux.</p>

8.4 Financial Management

Financial Management

Feature	Description
E-Books	<p>E-Books is an electronic-reporting legal requirement and feature developed for the Greece localization in version 10.0 FP 2008. Invoicing and accounting information is sent to the AADE authorities in Greece from SAP Business One using the authorities' myDATA platform. E-Books reporting information is received back from the authorities and incorporated into SAP Business One documents and records.</p> <ul style="list-style-type: none">• A/R invoices and A/R credit memos are included in the E-Books reporting requirement.• A limited set of A/P invoices and A/P credit memos are included in the E-Books reporting requirement.• New settings are available in the following areas to manage E-Books: Document Settings, Chart of Accounts and G/L Account Details, Tax Groups, Withholding Tax, Business Partner Master Data, and marketing documents.• A new report called E-Books allows you to choose what to include in your company's reporting.• Electronic Document Monitor has new information to manage, monitor and execute E-Books reporting.• Documents that are successfully reported and authorized by the authorities are given a reference known as MARK or MARK of Negative Value Invoice which is recorded in SAP Business One.• E-Books runs on the new Electronic Document Service.
G/L Accounts Revaluation Wizard for Argentina Localization	<p>You can select in the Chart of Accounts which G/L accounts are subject to revaluation in all the accounts drawers.</p> <p>You can set in the G/L Account Determination window a REPOMO Revaluation Account for posting the adjustment inflation amount for cash and control G/L Accounts.</p> <p>In the G/L Accounts Revaluation Wizard you can choose any revaluation active account from Chart of Accounts. In addition, you can choose a specific branch in order to only re-valuate the transactions of this branch and choose to create the transactions in the specific branch. The branch selection option is also available in other localizations that have the G/L Accounts Revaluation Wizard, such as Mexico and Chile.</p>
Standard Audit File Updates for VAT Returns 2020 in Poland	<p>From October 2020, there is a legal obligation in Poland to report monthly data in a new form of Standard File Control (SAF-T) through a new JPK VAT file structure known as JPK_V7M. For more information, see SAP Note 2902385.</p>

Feature	Description
Escfile.map Enhancements in Israel	In companies that are using accounts based on segments (Administration > System Initialization > Company Details > Basic Initialization > Use Segmentation Accounts option), when you are printing checks using the <i>escfile.map</i> file, the bank deposit account now takes the account segment codes instead of the account codes. For more information, see SAP Note 2933191 .
Enhancements When Adding Manual Journal Entries	You will get a system message before adding a manual journal entry, and have the option to add it to the message preferences.
VAT Exemptions in Costa Rica	You can now define VAT exemptions in the new VAT Exemptions for Business Partners window, and apply them during the marketing document creation.

Feature	Description
Intrastat	<p>New enhancements are available for the Intrastat functionality:</p> <ul style="list-style-type: none"> • Intrastat freight charges are automatically copied from the base document to the target document. • You can choose whether to include or exclude Goods Receipt POs and the Deliveries from previous reporting period in the current file. • Marketing documents are included in or excluded from the <i>Intrastat Declaration Wizard</i> based on the country/region of the Ship To address validation. • For non-based AP Credit Notes, AR Credit Notes, Goods Returns, Returns and Correction Invoices the <i>Referenced Month</i> and <i>Referenced Year</i> are taken automatically from the referenced document information in the specific marketing document in Accounting > Referenced Document > Document Referenced To > Date. • <i>Nature of Transaction</i>, <i>Destination Region for Import</i>, and <i>Region of Origin for Export</i> are taken from the marketing documents items rows. • A new XML format file is available for the German localization. In addition, the file name is filled in automatically according to the authorities' naming convention and you must ensure that the path to the XML File Folder is defined in the Administration > System Initializations > General Settings > Path tab. For more information, see SAP Note 2938876. • Intrastat enhancements for France Localization: <ul style="list-style-type: none"> • A new XML file is delivered as Intrastat FR 2020. • The VAT number of the business partner to whom the invoice was issued is displayed in fields 108-121 of the file. • The <i>Warehouse Postal Code</i> column is available in the <i>Transactions</i> step of the <i>Intrastat Declaration Wizard</i> and is used in the <i>Region</i> field in the Intrastat file. • The new column <i>Triangular Deal Type</i> is available in <i>Customs Procedures Configuration</i> with specific codes which are filled in automatically in the <i>Intrastat Declaration Wizard</i>: 21 Livraison exoneree 11 Acquisitions intra-communautaires 31 Facturations dans le cadre d'opérations triangulaires <p>For more information, see SAP Note 2952562.</p>
FDI Import of Documents with UUIDs	<p>The CFDI functionality for Mexico has been enhanced to allow you to import electronic documents in XML format. The supported documents include A/P invoices, A/P credit memos and A/P down payment invoices. Outgoing payments and electronic reconciliations are supported through the Electronic Documents Import Wizard. Additional changes have been made to incoming payments, electronic reports, and the DIOT report. The electronic documents functionality is available in the Service Layer; the Electronic File Manager can also be used on Linux.</p>

Feature	Description
GST Electronic Billing (E-Billing) Enhancements in India	<ul style="list-style-type: none"> The queries and ssp files are now in SAP Business One, version for SAP HANA, you do not need to add or import them. When saving the json files, you can now select the file suffix <i>.json</i> from the dropdown list instead of typing it. <p>For more information, see SAP Note 2902401.</p>
XML File Adjustment for the 2065M Domestic Recapitulative Statement in Hungary Localization	<p>The XML file for the 2065M domestic recapitulative statement for VAT returns for the Hungary localization is adjusted to meet recent legal amendments as follows:</p> <ul style="list-style-type: none"> The threshold on VAT amount is removed. The report includes the <i>Local Tax ID</i> field used in online invoicing.

8.5 Production

Production

Feature	Description
Batch Delete Bill of Materials (BOM) Headers	A new management task option <i>Delete BOM Header</i> in the <i>Bill of Materials Management - Selection Criteria</i> window allows you to batch delete BOM records.
Production Orders Included in Procurement Confirmation Wizard	You can now base procurement documents on production orders in the Procurement Confirmation Wizard. Several new fields added to the <i>Production Order</i> window support this feature. Furthermore, the enhancement allows you to link one production order with another.

8.6 Inventory and Distribution

Inventory and Distribution

Feature	Description
Inventory Counting and Inventory Posting Enhancements	An informative field called <i>End of Fiscal Year</i> is now available in the <i>Inventory Counting</i> and <i>Inventory Posting</i> windows to indicate the year-end date.

Feature	Description
Inventory Counting Transactions Report Enhancements	<p>In the <i>Inventory Counting Transactions Parameters</i> section of the <i>Inventory Counting Transactions Report - Selection Criteria</i> window, the following selection criteria were added:</p> <ul style="list-style-type: none"> • <i>End of Fiscal Year</i> • <i>User-Defined Fields</i>: you can select UDFs that are defined in categories <i>Inventory Posting</i>, <i>Inventory Posting - Row</i>, <i>Inventory Counting</i>, and <i>Inventory Counting- Row</i> in the <i>User-Defined Fields - Management</i> window. <p>You can also choose to view the above information in the inventory counting transactions report.</p>
Item Cost Enhancements	<p>When the <i>Allow Stock Release Without Item Cost</i> checkbox is not selected on the <i>Basic Initialization</i> tab of the <i>Company Details</i> window, you can now post documents with items whose cost is rounded to zero according to the decimal places defined for <i>Amounts</i> in the <i>General Settings</i> window.</p>
Item Duplication Enhancements	<p>You can now choose not to duplicate bar codes while duplicating items by deselecting the <i>Duplicate Bar Codes While Duplicating Items</i> checkbox in Administration > System Initialization > General Settings > Inventory > Item tab.</p>
Alternative Items Enhancements	<p><i>Item Description</i> is now available in the <i>Alternative Items</i> window, in addition to the <i>Item Code</i>.</p>

8.7 Business Partners

Business Partners

Feature	Description
Commitment Limit Enhancements	<p>The Commitment Limit now treats incoming checks that are used in outgoing payments as endorsed checks.</p>
Monitoring Check Balance	<p>You can now monitor checks of a business partner using the new <i>Check Balance</i> window from the general area of the <i>Business Partner Master Data</i> window.</p>

Feature	Description
Effective Price Enhancements	<p>You can now choose to consider all price sources when calculating the effective price, no matter whether you have defined a discount in the <i>Discount Groups</i> window or not.</p> <ul style="list-style-type: none"> To apply this for all business partners, select the <i>Effective Price Considers All Price Sources</i> checkbox on the Administration > <i>System Initialization</i> > <i>General Settings</i> > <i>Pricing</i> tab. To apply this to a specific business partner, select the <i>Effective Price Considers All Price Sources</i> checkbox on the Business Partner Master Data > <i>Payment Terms</i> tab.

8.8 Cross Module Topics

Cross Module Topics

Feature	Description
Referenced Document	<p>The Referenced Document function is now available for the following documents:</p> <ul style="list-style-type: none"> Incoming Payments Outgoing Payments Inventory Revaluation Inventory Counting Inventory Posting <p>You can view and track the relationship of all referencing and referenced documents in the <i>Relationship Map</i>.</p>
Viewing Sent E-Mails	<p>A new option <i>View Sent E-mails</i> is available in the context menu for sales, purchasing and inventory transfer request documents.</p> <p>With this option, you can see the business partners to whom a document is sent by SAP Business One Mailer and Microsoft Outlook.</p>
Document Status	<p>New values <i>Open; E-Mailed</i> and <i>Open; Printed and E-Mailed</i> are available in the <i>Status</i> field for sales, purchasing and inventory transfer request documents.</p> <p><i>Open; E-Mailed</i> indicates that a document is open and has been sent to business partners through SAP Business One Mailer or Microsoft Outlook.</p> <p><i>Open; Printed and E-Mailed</i> indicates that a document is open and has been both printed and e-mailed.</p>

Feature	Description
Attachments Tab	<p>You can use the following new options to enable the copying of attachments from base sales, purchasing and inventory documents to target documents:</p> <ul style="list-style-type: none"> The checkbox <i>Copy Attachments from Base Document to Target Document</i> on the Document Settings > General tab. This is a global setting. If this checkbox is selected, the <i>Copy to Target Document</i> checkbox on the <i>Attachments</i> tab is selected by default when you create new documents. The checkbox <i>Copy to Target Document</i> on the <i>Attachments</i> tab. This option enables you to choose whether to copy attachments or not, regardless of the global setting.
Shipping Types Setup	A new checkbox <i>Active</i> is available in the Administration > Setup > Inventory > Shipping Types window. You can use this option to hide or display shipping types.
SAP Business One Sales Mobile App for iOS	Only authorized users can view the prices and price lists in the <i>Unit Price</i> field on the item details page.
SAP Business One Sales Mobile App for Android	<p>Only authorized users can view the special prices on the Business Partners > Customers > Transactions tab.</p> <p>In the items list, the unit prices are no longer displayed.</p>

8.9 Platform and Extensibility

Platform and Extensibility

Feature	Description
Enable linking UDFs on UDT to System Objects and UDOs	Previously, for a user-defined field (UDF) on a system form, you could link it to a system form, a user-defined table (UDT) or a user-defined object (UDO). However, you could not link a UDF on a UDT to a system form or a UDO. As of release 10.0 FP 2008, for a UDF on a UDT, you can also link it to a system form or a UDO.
SAP Business One Studio Suite Supports Microsoft Visual Studio 2017 and 2019	<p>As of release 10.0 FP 2008, SAP Business One Studio Suite supports Microsoft Visual Studio 2017 and 2019.</p> <p>You can use SAP Business One Studio in Microsoft Visual Studio 2017 and 2019, so that you can use the most updated IDE with SAP Business One SDK.</p>

Feature	Description
UI API Error Handling - Log and Dump File	Previously, when you used an add-on of SAP Business One, the User Interface (UI) API server may have occasionally shut down. As of release 10.0 FP 2008, you can use a system environment variable named <code>ENABLE_UIAPI_LOGDUMP</code> to indicate if you want to enable logs and dumps for the UI API server. For more information, see SAP Note 2930411 .
Extend <i>Item Description</i> Field Length to 200 Chars	Previously, the length of the <i>Item Description</i> field in the <i>Item Master Data</i> window (the <code>ItemCode</code> field in database table <code>OITM</code> , as well as in database tables <code>SITM</code> and <code>UITM</code>) was 100 characters. As of release 10.0 FP 2008, the length of the field is extended to 200 characters.
Extend <i>Ref. 3</i> Field Length to 100 Chars	Previously, the length of the <i>Ref. 3</i> field in the <i>Journal Entry</i> window (the <code>Ref3</code> field in database table <code>OJDT</code> , and the <code>Ref3Line</code> field in database table <code>JDT1</code>) was 27 characters. As of release 10.0 FP 2008, the length of the field is extended to 100 characters.
Extend <i>Industry Name</i> Field Length to 40 Chars Extend <i>Industry Description</i> Field Length to 120 Chars	In the <i>Industry - Setup</i> window (when you define a new industry from ► <i>Business Partners</i> ► <i>Business Partner Master Data</i> ► <i>General</i> ► tab): <ul style="list-style-type: none"> • Previously, the length of the <i>Industry Name</i> field (the <code>IndName</code> field in database table <code>O0ND</code>) was 15 characters. As of release 10.0 FP 2008, the length of the field is extended to 40 characters. • Previously, the length of the <i>Industry Description</i> field (the <code>IndDesc</code> field in database table <code>O0ND</code>) was 30 characters. As of release 10.0 FP 2008, the length of the field is extended to 120 characters.
When Creating a Service Call using DI API, the Ship-To and Bill-To Addresses Is Automatically Updated	Previously, when you create a service call via Data Interface (DI) API, the ship-to and bill-to addresses were not copied automatically from the Business Partner (BP). As of release 10.0 FP 2008, the ship-to and bill-to addresses of the service call are automatically copied from the BP.
PEPPOL Fields Available on the DI API and Service Layer	The following fields relevant to PEPPOL are exposed in DI API and Service Layer: <ul style="list-style-type: none"> • PEPPOL BIS Code Lists (document types and item codes) • Relevant fields in document tables (<i>Country/Region of Origin, Standard Item Identification, Commodity Classification</i>)
Expose <code>MainUsage</code> Property of the <code>BusinessPartners</code> Object	The <code>MainUsage</code> property (R/W) of the <code>BusinessPartners</code> object (the <code>MainUsage</code> field in database table <code>OCRD</code>) is exposed in DI API and Service Layer.
Expose More Properties of the <code>SalesPersons</code> Object	The following properties of the <code>SalesPersons</code> object (database table <code>OSLP</code>) are exposed in DI API and Service Layer: <ul style="list-style-type: none"> • <code>Telephone</code> (R/W, 20 characters) • <code>Mobil</code> (R/W, 50 characters) • <code>Fax</code> (R/W, 20 characters) • <code>Email</code> (R/W, 100 characters)

Feature	Description
Expose <code>BaseType</code> and <code>BaseEntry</code> Properties of the <code>Documents</code> Object	As of release 10.0 FP 2008, tax invoice for stock transfer is exposed in DI API and Service Layer in India localization. The properties <code>BaseType</code> and <code>BaseEntry</code> are newly exposed in the <code>Documents</code> object for A/P Invoice and A/R Invoice.
Expose <code>DocumentRemarksInclude</code> Property of the <code>ExtendedAdminInfo</code> Object	The new property <code>DocumentRemarksInclude</code> is exposed in the <code>ExtendedAdminInfo</code> object to replace the existing property <code>BaseField</code> in the <code>AdminInfo</code> object in DI API and Service Layer.
Expose <code>RemoveUserAndLicense</code> Method of the <code>Users</code> Object	The new method <code>RemoveUserAndLicense</code> is exposed in the <code>Users</code> object in DI API and Service Layer. You can use this method in the on-premise landscape only, not in the cloud landscape.

8.10 Lifecycle Management

Lifecycle Management

Feature	Description
SAP HANA Database	SAP Business One, version for SAP HANA only supports SAP HANA Enterprise Edition 2.0 SPS 05 Revision 050.

9 What's New in SAP Business One 10.0, version for SAP HANA

This chapter briefly describes the major functional enhancements and modifications implemented in the general availability (GA) version, including patch level 00 to patch level 02 (PL00 - PL02), of SAP Business One 10.0, version for SAP HANA.

i Note

For the most up-to-date information, see:

- SAP Note [2842029](#). This is a collective, overview SAP Note for SAP Business One 10.0 PL00, version for SAP HANA.
- SAP Note [2867178](#). This is a collective, overview SAP Note for SAP Business One 10.0 PL01, version for SAP HANA.
- SAP Note [2873398](#). This is a collective, overview SAP Note for SAP Business One 10.0 PL02, version for SAP HANA.
- SAP Note [2826199](#). This is a collective, central SAP Note for SAP Business One 10.0, version for SAP HANA.

9.1 Web Client


Web Client

Feature	Description
Web Client	<p>Web Client for SAP Business One is designed according to SAP Fiori user experience principles. It is available in all SAP Business One UI languages and supports the core logic and processes listed below:</p> <ul style="list-style-type: none">• Sales A/R<ul style="list-style-type: none">• Sales Quotations, Sales Orders, Deliveries and A/R Invoices<ul style="list-style-type: none">• List view display• Editing documents• Creating documents (manually or from base documents)• Creating and processing document drafts• Previewing and printing documents• Processing of documents in the approval process by originators• Managing freight charges• Returns and A/R Credit Memos<ul style="list-style-type: none">• List view display• Previewing and printing documents <div data-bbox="699 1137 1396 1379" style="background-color: #f0f0f0; padding: 10px;"><p>i Note</p><p>For Brazil and India localizations, we supply only view mode for sales documents.</p><p>Creating deliveries or invoices is not supported in the Argentina localization.</p></div> <ul style="list-style-type: none">• Purchases A/P<ul style="list-style-type: none">• Purchase Quotations, Purchase Orders, Goods Receipt PO, A/P Invoices, Goods Returns and A/P Credit Memos<ul style="list-style-type: none">• List view display• Previewing and printing documents• Business Partners<ul style="list-style-type: none">• List view display• Editing business partner master data• Creating new business partners• Items<ul style="list-style-type: none">• List view display• Editing items• Creating new items• Activities

Feature	Description
	<ul style="list-style-type: none"> • List view display • Editing activities • Creating new activities • Notifications and reminders for activities • Analytics <ul style="list-style-type: none"> • Sales analysis overview and charts - by rows and by documents • Sales quotation header overview and charts • Sales quotation detail overview and charts • Purchase analysis overview and charts - by rows and by documents • Customer balances & vendor balances overview and charts • Inventory status & inventory transactions overview and charts • Financial analysis overview and charts • Overview screen designer • General overview screen and designer • Multiple Branches • Exchange Rate Entry • Relationship Map • User-defined objects, user-defined tables and user-defined fields • Enterprise search
	<p>i Note</p> <p>Web Client supports the following localizations:</p> <p>Argentina, Australia, Austria, Belgium, Brazil, Canada, Chile, China, Costa Rica, Cyprus, Czech Republic, Denmark, Egypt, Finland, France, Germany, Greece, Guatemala, Hong Kong, Hungary, India, Ireland, Israel, Italy, Japan, Lebanon, Mexico, Netherlands, New Zealand, Norway, Oman, Panama, Poland, Portugal, Puerto Rico, Qatar, Russia, Saudi Arabia, Singapore, Slovakia, South Africa, South Korea, Spain, Sweden, Switzerland, Turkey, Ukraine, United Arab Emirates, United Kingdom (Great Britain and Northern Ireland), and United States of America.</p>

9.2 Administration

Administration

Feature	Description
New localization for the UK	<p>A new localization is available for the United Kingdom of Great Britain and Northern Ireland (UK):</p> <ul style="list-style-type: none">• The new localization is available in preparation for the UK's departure from the European Union, a process commonly known as Brexit. Brexit has potential implications for trade, accounting, taxes and reporting. Future changes due to Brexit will be reflected in the new localization.• The existing localization United Kingdom / Ireland is renamed UK International / Republic of Ireland.• Initially, customers based in the UK can choose to create a new company database in the new or existing localization.• SAP will stop supporting legal requirements for the UK in the UK International / Republic of Ireland localization beyond the year 2020, with the exact date to be confirmed. UK customers will need to move to the new localization to continue to stay legally compliant.• A special utility for SAP Business One 10.0 is planned for release in 2020, to enable UK customers to easily switch to the new localization. The utility is planned for release in a patch that is subject to patch planning, to be available temporarily for the period of a few patches, before being deactivated.• The new localization is a one-to-one copy of the existing localization except for the mandatory activation of <i>Extended Tax Reporting</i> and <i>Making Tax Digital</i> settings for new companies in the new localization. Activation of <i>Extended Tax Reporting</i> and <i>Making Tax Digital</i> settings will be a prerequisite for migration to the new localization. <p>For more information, see SAP Note 2519116 .</p>
SAP Business One Office 365 Integration	You can now use the SAP Business One Office 365 Integration feature to export documents, reports and queries to Microsoft OneDrive as Word or Excel files, and view them online. You can also design your own export templates.
New Skin	When you use Fiori-Style Cockpit, a new skin "Belize Deep" is available.
User Interface	<p>The user interface is readjusted for 4K monitors. You can now use the skin style "Belize Deep" in Fiori-Style Cockpit on 4K monitors.</p> <p>Stay tuned for support on more skins in later patch releases.</p>
Approval Process	You can enable authorizers to update a document draft that is in pending status.
Printing Preferences	You can print and mail service calls and service contracts and can export them to PDF, immediately after they are created.

Feature	Description
Authorization	You can now define different access rights to different tabs in the <i>Item Master Data</i> and <i>Business Partner Master Data</i> windows for your users or user groups.
Posting Periods	<p>In the <i>Posting Periods</i> window, you are now able to:</p> <ul style="list-style-type: none"> Sort the data in any column using either the mouse and keyboard, or the <i>Sort Table</i> window. Search for data in the (first) sorted column using the <i>Find</i> field. Automatically set the <i>Due Date To</i> date of the new posting period to the last day of the selected month of the next fiscal year.
Display User Name	<p>The <i>User Name</i> field is added to the following tabs:</p> <ul style="list-style-type: none"> Administration > License > License Administration > Allocation tab and Assignment tab Administration > Add-Ons > Add-On Administration > User Preferences tab <p>Sorting by user code or user name is supported.</p>
Screen Display	<p>The following windows now support full-screen display:</p> <ul style="list-style-type: none"> General Settings Posting Periods Company Details Print Preferences Internal Reconciliations and Reconciliation (now available also when the Reconciliation Type is Semi-Automatic) Checks for Payment Document Generation Wizard Update Special Prices Globally Trial Balance Revaluation General Ledger Layout and Sequence Request for Generation Approval Approval Stages Export Transactions to SAP Business One Payment Methods Payment Terms Authorization Groups Setup in Query Manager Report and Layout Manager User Defined Fields > Field Data tab Configuration Management Cash Flow Add-On Manager

Feature	Description
Hide Toolbar	You can now hide the toolbar to increase your working area if needed.
Change User or Switch Company	<i>User Name</i> and <i>Company Name</i> are moved to the top center of the SAP Business One screen. Clicking it opens the <i>Choose Company</i> window directly for changing the user or switching the company.
Authorization Groups for Price Lists	6 new authorization groups are added for price lists. You can specify an authorization group for a price list and assign authorizations to the group for different users or user groups.
Live Collaboration Conversation History	Live Collaboration conversation history can be deleted by date range. For more information, see SAP Note 2852445 .
External Calculation of VAT Through DI API or Service Layer for More Localizations	You can amend the external tax amount field on sales documents through DI API or Service Layer in EU, Argentina, Australia, Canada, Central MENA, Chile, Costa Rica, Guatemala, Mexico, New Zealand, Norway, Panama, Russia, Singapore, South Africa, Switzerland, Turkey, UK and Ukraine localizations. The functionality is enabled through the option <i>Allow External Calculation of Tax on A/R Documents</i> on the <i>Accounting Data</i> tab of the <i>Company Details</i> window. This feature was enabled in SAP Business One 9.3 patch level 11 in the US localization.
Enable Multiple Scheduling for Service Calls	The checkbox <i>Enable Multiple Scheduling for Service Calls</i> is moved from the <i>General</i> tab in the <i>Document Settings</i> window to the <i>Per Document</i> tab in the <i>Service Call</i> document.

9.3 Sales, Purchasing, and Service

Sales, Purchasing and Service

Feature	Description
Document Printing	<p>In the <i>Document Printing – Selection Criteria</i> window, we added several frequently used fields for you to filter documents.</p> <p><i>Form Settings</i> is now enabled in the <i>Document Printing</i> window. You can choose to show additional fields for various documents:</p> <ul style="list-style-type: none">• Sales document• Purchasing document• Payment• Tax invoice• Journal entry• Goods receipt and goods issue• Inventory transfer and inventory transfer request• Production order• Service call• Service contract• Bill of exchange – receivables; bill of exchange – payables; and bill of exchange – transactions <p>You can print and mail multiple service calls or service contracts at a time.</p>
A/R Invoice A/P Invoice	<p>You can edit the <i>Due Date</i> field in the <i>A/R Invoice</i> and <i>A/P Invoice</i> windows after the invoice is partially reconciled.</p> <p>The new <i>Due Date</i> must be on or after the latest <i>Reconciliation Date</i>.</p>
Backorder Report	<p>The <i>Backorder</i> report now displays all A/R reserve invoices that are not fully delivered or not fully credited, regardless of their payment status.</p>
Adding a Sales or Purchasing Document	<p>The <i>Add</i> button in sales and purchasing documents is enhanced with the following options:</p> <ul style="list-style-type: none">• Add & New Adds a document and opens a new window for you to create another document. It is similar to the previous <i>Add</i> button.• Add & View Adds a document and displays it.• Add & Close Adds a document and closes the window. Your last choice will be remembered the next time you open the window of the given document.

Feature	Description
Procurement Confirmation Wizard	<p>To enable creating procurement documents in net or gross mode, a new column <i>Price Mode</i> is added to the table in the <i>Base Document Line Items</i> window of the <i>Procurement Confirmation Wizard</i>. You can choose <i>Net</i> or <i>Gross</i> for <i>Price Mode</i>.</p> <p>The existing column <i>Gross Price After Discount</i> in the table is renamed to <i>Gross Price After Discount in Base Document</i>.</p>
Activity Reports	<p>You can filter activities by user-defined fields (UDFs) in the <i>Activities Overview - Selection Criteria</i> window.</p> <p>You can display UDFs for activities in the <i>Activities Overview</i> and <i>My Activities</i> reports through <i>Form Settings</i>. By default, the <i>Activities Overview</i> and <i>My Activities</i> reports now display open activities only.</p>
Open Item List	<p>You can now view the following document information in the <i>Open Items List</i> report. They are not visible by default, and you need to make them visible in the <i>Form Settings</i> window.</p> <ul style="list-style-type: none"> • <i>Owner</i> (not available for inventory transfer request, production order, missing items, and inventory counting) • <i>Sales Employee/Buyer</i> (not available for purchase request, production order, missing items, and inventory counting) • <i>Remarks</i> (not available for missing items) • <i>Approved</i> (available for sales order, purchase order, return request, and goods return request) • <i>Created by</i> (not available for missing items) • <i>Contact Person</i> (not available for purchase request, production order, missing items, and inventory counting) • <i>Payment Terms</i> (not available for purchase request, inventory transfer request, production order, missing items, and inventory counting) • <i>BP Project</i> (not available for purchase request, inventory transfer request, missing items, and inventory counting) • User-defined fields (UDFs) in document headers <p>In the report, you can close and cancel multiple documents of the following types directly:</p> <ul style="list-style-type: none"> • Sales quotation • Sales order • Purchase request • Purchase quotation • Purchase order <p>In the report, you can close multiple documents of the following types directly:</p> <ul style="list-style-type: none"> • Return request • Goods return request


Feature	Description
Editing UDFs in Document Rows	<p>Previously, user-defined fields (UDFs) on the document row (in an items and service document) could not be updated after the document was added or closed. As of SAP Business One 10.0 patch level 01, you can set the UDFs on marketing document rows to be editable regardless of the document type/row status/document status.</p> <p>A new checkbox <i>Allow Update of User-Defined Fields When Document Rows Are Not Editable</i> is added to each document object on the Document Settings > Per Document tab. After selecting this checkbox, you are able to edit the UDFs in marketing document rows.</p> <p>The new authorization controls are added under Authorizations > Sales - A/R and Purchasing - A/P for managing users' ability to edit UDFs on marketing document rows.</p>
Adding Sales Quotations	<p>You can modify the <i>Default Valid Until Date</i> field for the <i>Sales Quotation</i> document type on the Administration > System Initialization > Document Settings > Per Document tab.</p> <p>When you create a sales quotation, its default <i>Valid Until</i> date is set to the number of months/days/weeks after the <i>Posting Date</i> that you specify in the <i>Default Valid Until Date</i> field.</p>
Display or Hide Drop-Down List Options	<p>You can display or hide user-defined options in the drop-down list of the following fields in the <i>Service</i> module:</p> <ul style="list-style-type: none"> • Fields in the <i>Service Call</i> window: <i>Call Status</i>, <i>Origin</i>, <i>Problem Type</i>, <i>Problem Subtype</i> and <i>Call Type</i> • The <i>Status</i> field in the <i>Solutions Knowledge Base</i> window
PEPPOL	<p>PEPPOL (Pan-European Public Procurement Online) is an international electronic invoicing platform with a set of rules and specifications that enables electronic communications with any European government institution for procurement processes. Institutions performing public procurement within the EU (European Union) must accept and process electronic invoices according to European standards on electronic invoicing. Numerous European and non-European countries also use PEPPOL as an infrastructure for the general electronic exchange of business documents.</p> <p>Managing PEPPOL processes through SAP Business One is available from patch level 02. The following localizations, which have their own specific electronic invoicing functionality, currently do not support PEPPOL: Argentina, Brazil, Costa Rica, Guatemala, India and Mexico.</p>

Feature	Description
Create QR Codes	<p>You can create QR (Quick Response) codes on the print layouts of marketing documents. Enter the information required to create QR codes onto the accounting tab of marketing documents; for A/R sales and A/P purchase documents the new field is labeled <i>Create QR Code From</i>. QR code information can be added manually, by DI input, or by using a formula in a formatted search. The source for QR codes can also be user-defined fields that are called by API. Layouts need to be adjusted for specific documents and, in some cases, manually by users.</p> <p>An API service and a free open source library are available for partners to create QR codes.</p>
Updating Group Number	<p>You can change the <i>Group No.</i> on purchase quotations to the next sequential number in the predefined series, in the following scenarios:</p> <ul style="list-style-type: none"> • Two or more users add purchase quotations in parallel. • You create a purchase quotation from a draft with a <i>Group No.</i> that is already used in another purchase quotation.
Equipment Card	<p>You can add multiple business partners to an equipment card.</p> <p>In addition, when you create an A/R invoice or a delivery for a new business partner with an item in an existing unterminated equipment card, the business partner can be automatically added to the equipment card. If the item is in one or more terminated equipment cards, a new equipment card including the business partner can be created automatically.</p>

9.4 Financial Management

Financial Management

Feature	Description
Journal Entry Remarks	You can now enter up to 254 characters in the <i>Remarks</i> field of journal entries, and journal remarks fields of various documents.
Financial Reports	<p>You can now open accounts and business partner master data directly from the following reports using the link arrows appearing before the names of accounts or business partners:</p> <ul style="list-style-type: none"> • <i>Balance Sheet, Trial Balance, Profit and Loss Statement</i> • <i>Balance Sheet Comparison, Trial Balance Comparison, Profit and Loss Comparison</i> • <i>Balance Sheet Budget Report, Trial Balance Budget Report, Profit and Loss Statement Budget Report</i>

Feature	Description
Multiple Branch Year-End Closing for All Localizations	In all localizations, you can create profit and loss statements or balance sheets for individual branches as part of multiple branch setup. In the Period-End Closing window, you can filter by individual branch.
Automatic Journal Entry Creation for MTD in the UK	In the localization for the UK, journal entries are created automatically from the Electronic Documents Monitor when VAT Reports are successfully approved by HMRC through MTD.
ANX Report Generation Function in India	<p>As of release 10.0 patch level 02, you can use the new window GST Report - ANX (▸ Financials ▸ Financial Reports ▸) or (▸ Reports ▸ Financials ▸) to generate any of the following sections in one step:</p> <ul style="list-style-type: none"> • B2C • B2B • EXP • SEZ • DE • REV • IMPS • IMPG • IMGSEZ • ECOM <p>The GST Report - ANX window supports multiple GSTINs in this window. You can choose either one or all GSTINs defined in your company.</p> <p>For more information, see SAP Note 2906217 .</p>

9.5 Project Management

Project Management

Feature	Description
Interactive Gantt Charts	<p>Improved interactive Gantt Charts are available to more easily make updates and work with Project Management.</p> <ul style="list-style-type: none"> • Make changes directly in Gantt Charts to update project details. • Move Gantt Chart time bars of subprojects and project stages to update project timelines for planning purposes. • Gantt Charts are now dynamic project planning tools rather than static overviews.

9.6 Inventory and Distribution

Inventory and Distribution

Feature	Description
Item Master Data	You can change the UoM group of an item if the new UoM group includes the set of conversion rules of the original UoM group.
Item Master Data	In the <i>Item Master Data</i> window, when you update the description for an item which is connected to a bill of materials, the <i>Product Description</i> in the <i>Bill of Materials</i> window can be updated as well.
Serial Number and Batch Management	<p>You can update serial numbers and batches for A/R reserve invoices and inventory transfer requests.</p> <p>You can display the destination warehouse code and name through <i>Form Settings</i> when you update serial numbers or batches for inventory transfers or inventory transfer requests.</p>
Group Name Enhancement	<p>You can now enter up to 100 characters in the following fields:</p> <ul style="list-style-type: none">• The <i>Item Group Name</i> field of the <i>Item Groups - Setup</i> window• Group name fields of related windows
Link Arrow	You can navigate from a bill of materials parent item in any window directly to the <i>Item Master Data</i> window, instead of the <i>Bill of Materials</i> window, by selecting the link arrow next to the item.

Feature	Description
Unit of Measure	<p>In the Administration > Setup > Inventory > Unit of Measure Groups > Group Definition - Setup window, you can deselect the <i>Active</i> checkbox for a Unit of Measure (UoM) to set it as inactive, even when the UoM is used in open sales or purchasing documents.</p> <p>When a UoM is inactive, it is hidden in the following objects:</p> <ul style="list-style-type: none"> Any drop-down list or choose from list of UoMs. In addition, the Bar Code of the inactive item is hidden. The following windows in the <i>Item Master Data</i> window: <ul style="list-style-type: none"> The <i>Purchasing UoM and Package Types</i> window. The <i>Sales UoM and Package Types</i> window. <p>An inactive UoM remains displayed in the following objects if it is selected beforehand:</p> <ul style="list-style-type: none"> The <i>UoM Code</i> column in an open document. The <i>Pricing Unit</i> field in the <i>Item Master Data</i> window. The <i>Unit Code</i> column in the <i>[Price List Name] - UoM Prices</i> window. The <i>Unit Code</i> column in the Special Prices for Business Partners > Special Prices - Period Discounts / Special Prices - Volume Discounts > Volume Discounts window.
<p>i Note</p> <ul style="list-style-type: none"> You cannot set the inventory UoM or the base UoM as inactive, unless you first change your settings. When you copy an existing document with “inactive” UoMs, these UoMs can still be copied to target documents. 	
Forward Batches and Serials Trace Report	You can track and trace the complete supply details of any batch or serial item to production and customers.
Reverse Batches and Serials Trace Report	You can track and trace the complete source details of any batch or serial item from production and suppliers.
FIFO Layers Report by Consumption Order	You can now use the new <i>FIFO Layers Report by Consumption Order</i> to view the quantities and values of FIFO items in each open layer.
Inventory Valuation Simulation Report for All Localizations	In all localizations, you can recalculate the value of inventory, in various valuation methods, through the <i>Inventory Valuation Simulation Report</i> .

9.7 Business Partners

Business Partners

Feature	Description
Address Formats	You can now hide empty address lines while setting up address formats, thus providing a more concise address in documents and printouts.
Group Name Enhancement	You can now enter up to 100 characters in the following fields: <ul style="list-style-type: none">The <i>Group Name</i> field of the <i>Customer Groups - Setup</i> window and the <i>Vendor Groups - Setup</i> windowGroup name fields of related windows
Block Updating Address ID in Business Partner Master Data	<p>Previously, if a business partner had defined a <i>Bill to</i> or <i>Ship to</i> address, you could edit the <i>Address ID</i> field in the SAP Business One client or update this field through DI API.</p> <p>Now a new checkbox <i>Allow to Update Address ID</i> is added to the General Settings > BP tab. This checkbox is selected by default, and you can update the <i>Address ID</i> field from the Business Partners > Business Partner Master Data > Addresses tab. If you deselect the checkbox, you cannot edit the <i>Address ID</i> field, and you will see an error message if you try to update this field through DI API.</p>
Business Partners - Addresses user-defined fields (UDFs)	<p>You can now view and update <i>Business Partners - Addresses</i> user-defined fields (UDFs) in the following windows:</p> <ul style="list-style-type: none">The <i>Address Component</i> window on the <i>Logistics</i> tab of marketing documentsThe <i>Address Component</i> window on the <i>Business Partner</i> tab of service callsThe <i>Address Formats – Setup</i> window <p>The management of those UDFs is in User-Defined Fields - Management > Master Data > Business Partner > Business Partners - Addresses.</p>

9.8 Cross Module Topics

Cross Module Topics

Feature	Description
Attachments Tab	<p>You can now manage attachments through the <i>Attachments</i> tab in the following windows:</p> <ul style="list-style-type: none">• <i>Inventory Counting</i>• <i>Production Order</i>• <i>Deposit</i>• <i>Incoming Payment</i>• <i>Outgoing Payment</i>• <i>Inventory Posting</i>• <i>Inventory Opening Balance</i>• <i>Checks for Payments</i>• <i>Time Sheet</i>• <i>Journal Entry</i>
Referenced Document	<p>You can specify the reference documents for the following types of document and create reference links from other documents to them:</p> <ul style="list-style-type: none">• Inventory document: goods issue, goods receipt, inventory transfer request, and inventory transfer• Purchase request• Checks for payment• Recurring posting <p>Automatic references can be created in the following scenarios:</p> <ul style="list-style-type: none">• If a recurring posting template is referenced to a document, for example, an A/R invoice, and you create a journal entry document from the recurring posting or from another journal entry which uses the recurring posting template, the journal entry will be automatically referenced to the document (A/R invoice).• You create an inventory transfer or inventory transfer request from a sales order or production order. <p>You can see the number of reference documents of a document from the indicator next to the <i>Referenced Document</i> button.</p>

Feature	Description
Enable UDF in Additional Objects	<p>The following forms/objects are enabled for you to add user-defined fields (UDF) to them:</p> <ul style="list-style-type: none"> • Attachments - Rows (table: ATC1) • Items - Preferred Vendors (table: ITM2) • Shipping Types (table: OSHP) • Alerts Management (table: OALT) • Customer/Vendor Groups (table: OCRG) • Document Numbering - Series (table: NNM1) • Manufacturers (table: OMRC) • Package Types (table: OPKG) • Payment Terms (table: OCTG) • Items - Prices (table: ITM1) • Locations (table: OLCT) • Countries (table: OCRY) • BP Properties (table: OCQG) • Item Properties (table: OITG) • Branch Setup (table: OBPL) • Units of Measure (table: OUOM)
Personal Data Protection and Employee Master Data	<p>The field <i>Employee No.</i> is hidden from the user interface, <i>Employee Code</i> is to be used instead. Purchase requests, time sheets, the personal data management wizard, employee choose-from lists and enterprise search default are to use <i>Employee Code</i> instead of <i>Employee No.</i></p>
Mobile Apps	<p>The following mobile apps are available for SAP Business One 10.0, version for SAP HANA: SAP Business One Sales, SAP Business One Service, and SAP Business One.</p>

9.9 Platform and Extensibility

Platform and Extensibility

Feature	Description
Service Layer Supports Microsoft SQL Server Databases	<p>Previously, Service Layer only supported SAP Business One, version for SAP HANA. As of release 10.0 patch level 01, Service Layer also supports SAP Business One that runs on Microsoft SQL Server.</p>

Feature	Description
Service Layer Configuration Controller	As of SAP Business One 10.0, version for SAP HANA, a configuration controller for Service Layer is available which provides a user-friendly interface to update configuration parameters and have them take effect. Such an operation previously required modifying configuration text files directly and manually restarting the Service Layer. The configuration controller also allows you to perform other functions, such as force restart the Service Layer, download Service Layer logs, and dynamically add and remove Service Layer nodes.
Support Expiration Date	<p>Previously, customers knew their support expiration date with SAP through their partners. As of release 10.0, this information is available and transparent to customers directly from SAP.</p> <p>You can get the information in the <i>Support Expiration Date</i> field from the <i>About SAP Business One</i> window under the <i>Help</i> menu.</p>
API Gateway	As of release 10.0 patch level 02, the API Gateway is available for you to access business data with a unified service endpoint. It provides you with one-time authentication to access Crystal Reports. The data is connected to the SAP Business One database and can be consumed via other user interfaces.
User-Defined Values Multiple Trigger	<p>Previously, a user-defined value could be refreshed by a change in a desired field in a window. As of release 10.0, user-defined values can be refreshed by any changes in multiple fields you have defined.</p> <p>You can select up to 5 fields under the <i>Auto Refresh When Field Changes</i> checkbox from .</p>
Extend FormID Field Length to 100 Chars	Previously, the maximum length of the FormID field in database table CSSH and the Code field in database table OUDO was 20 characters. As of release 10.0, the length of the fields is extended to 100 characters.
Increase Menu Item Limit to 2,000	Previously, the number of user-defined menu items was limited to 1,000. As of release 10.0, the maximum number for user-defined menu items is increased to a theoretical maximum limit of up to 2,000.
Recurring Postings and Posting Templates are Exposed	As of release 10.0 patch level 01, the objects RecurringPostingsService and PostingTemplatesService are exposed in DI API and Service Layer.
SAP Crystal Reports, version for the SAP Business One application	As of release 10.0 patch level 02, SAP Crystal Reports 2016 SP7, version for the SAP Business One application is available.

9.10 Lifecycle Management

Lifecycle Management



Feature	Description
Operating System	<p>SAP Business One, version for SAP HANA supports only the following operation systems:</p> <ul style="list-style-type: none">• SUSE Linux Enterprise Server 15 (x86_64)• SUSE Linux Enterprise Server for SAP Application 15 (x86_64)
SAP HANA Database	<p>As of release 10.0 patch level 00, SAP Business One, version for SAP HANA supports only SAP HANA, Enterprise Edition 2.0. It is a tenant database system that contains one system database and can contain multiple tenant databases. The system database keeps the system-wide landscape information and provides configuration and monitoring across the system. The tenant databases are, by default, isolated from each other as regards application data, user management, traces and logs, and persistence. Each tenant database can be backed up and recovered independently without impacting one another, whether it is live or stopped.</p>
Supporting Only 64-bit Windows Operating System	<p>As of release 10.0, SAP Business One supports only the 64-bit Windows operating system. In line with this, the following 32-bit SAP Business One components are removed from the SAP Business One product CD (installation package or upgrade package).</p> <ul style="list-style-type: none">• Add-Ons• SAP Business One Studio• SAP Business One Client• Crystal Server Integration• Data Transfer Workbench• DI API• Outlook Integration Standalone• Solution Packager <div data-bbox="606 1512 1396 1702"><p>i Note</p><p>To use the SAP Business One add-ons in SAP Crystal Reports for SAP Business One, the 32-bit DI API is renamed as <i>DI API Legacy Package</i> and moved to the <i>/Packages.x64</i> folder.</p></div> <p>Automatic migration of removed 32-bit components to 64-bit components is not possible. You must manually uninstall the 32-bit components installed previously, and then install the 64-bit SAP Business One components using the Setup Wizard.</p>

Important Disclaimers and Legal Information

Hyperlinks

Some links are classified by an icon and/or a mouseover text. These links provide additional information.

About the icons:

- Links with the icon : You are entering a Web site that is not hosted by SAP. By using such links, you agree (unless expressly stated otherwise in your agreements with SAP) to this:
 - The content of the linked-to site is not SAP documentation. You may not infer any product claims against SAP based on this information.
 - SAP does not agree or disagree with the content on the linked-to site, nor does SAP warrant the availability and correctness. SAP shall not be liable for any damages caused by the use of such content unless damages have been caused by SAP's gross negligence or willful misconduct.
- Links with the icon : You are leaving the documentation for that particular SAP product or service and are entering a SAP-hosted Web site. By using such links, you agree that (unless expressly stated otherwise in your agreements with SAP) you may not infer any product claims against SAP based on this information.

Videos Hosted on External Platforms

Some videos may point to third-party video hosting platforms. SAP cannot guarantee the future availability of videos stored on these platforms. Furthermore, any advertisements or other content hosted on these platforms (for example, suggested videos or by navigating to other videos hosted on the same site), are not within the control or responsibility of SAP.

Beta and Other Experimental Features

Experimental features are not part of the officially delivered scope that SAP guarantees for future releases. This means that experimental features may be changed by SAP at any time for any reason without notice. Experimental features are not for productive use. You may not demonstrate, test, examine, evaluate or otherwise use the experimental features in a live operating environment or with data that has not been sufficiently backed up.

The purpose of experimental features is to get feedback early on, allowing customers and partners to influence the future product accordingly. By providing your feedback (e.g. in the SAP Community), you accept that intellectual property rights of the contributions or derivative works shall remain the exclusive property of SAP.

Example Code

Any software coding and/or code snippets are examples. They are not for productive use. The example code is only intended to better explain and visualize the syntax and phrasing rules. SAP does not warrant the correctness and completeness of the example code. SAP shall not be liable for errors or damages caused by the use of example code unless damages have been caused by SAP's gross negligence or willful misconduct.

Bias-Free Language

SAP supports a culture of diversity and inclusion. Whenever possible, we use unbiased language in our documentation to refer to people of all cultures, ethnicities, genders, and abilities.

© 2022 SAP SE or an SAP affiliate company. All rights reserved.

No part of this publication may be reproduced or transmitted in any form or for any purpose without the express permission of SAP SE or an SAP affiliate company. The information contained herein may be changed without prior notice.

Some software products marketed by SAP SE and its distributors contain proprietary software components of other software vendors. National product specifications may vary.

These materials are provided by SAP SE or an SAP affiliate company for informational purposes only, without representation or warranty of any kind, and SAP or its affiliated companies shall not be liable for errors or omissions with respect to the materials. The only warranties for SAP or SAP affiliate company products and services are those that are set forth in the express warranty statements accompanying such products and services, if any. Nothing herein should be construed as constituting an additional warranty.

SAP and other SAP products and services mentioned herein as well as their respective logos are trademarks or registered trademarks of SAP SE (or an SAP affiliate company) in Germany and other countries. All other product and service names mentioned are the trademarks of their respective companies.

Please see <https://www.sap.com/about/legal/trademark.html> for additional trademark information and notices.